

# Pecyn Dogfen Gyhoeddus

**Gareth Owens LL.B Barrister/Bargyfreithiwr**  
Chief Officer (Governance)  
Prif Swyddog (Llywodraethu)



Swyddog Cyswllt:  
Nicola Gittins 01352 702345  
nicola.gittins@flintshire.gov.uk

At: Cyng Ian Roberts (Arweinydd)

Y Cynghorwyr: Sean Bibby, Chris Bithell, David Healey, Dave Hughes,  
Paul Johnson, Christine Jones and Billy Mullin

Dydd Mercher, 11 Ionawr 2023

Annwyl Gyngorydd,

**RHYBUDD O GYFARFOD RHITHIOL**  
**CABINET**  
**DYDD MAWRTH, 17EG IONAWR, 2023 10.00 AM**

Yn gywir

Steven Goodrum  
Rheolwr Gwasanaethau Democrataidd

Bydd y cyfarfod yn cael ei ffrydio'n fyw ar wefan y Cyngor. Bydd y ffrydio byw yn dod i ben pan fydd unrhyw eitemau cyfrinachol yn cael eu hystyried. Bydd recordiad o'r cyfarfod ar gael yn fuan ar ôl y cyfarfod ar <https://flintshire.publici.tv/core/portal/home>

Os oes gennych unrhyw ymholiadau, cysylltwch ag aelod o'r Tîm Gwasanaethau Democrataidd ar 01352 702345.

## R H A G L E N

### 1 YMDDIHEURIADAU

**Pwrpas:** Derbyn unrhyw ymddiheuriadau.

### 2 DATGAN CYSYLLTIAD

**Pwrpas:** I dderbyn ddatganiad o gysylltiada chynghori's Aelodau yn unol a hynny.

### 3 COFNODION (Tudalennau 5 - 14)

**Pwrpas:** Cadarnhau cofnodion y cyfarfodydd ar 20 Rhagfyr 2022.

YSTRID YR ADRODDIADAU CANLYNOL

### ADRODDIAD GWEITHREDOL

### 4 CYLLIDEB 2023/24 A SETLIAD DROS DRO LLYWODRAETH LEOL CYMRU (Tudalennau 15 - 28)

Adroddiad Prif Weithredwr, Rheolwr Cyllid Corfforaethol - Aelod Cabinet Cyllid, Cynhwysiant, Cymunedau Cryf gan gynnwys Gwerth Cymdeithasol a Chaffael

**Pwrpas:** I roi'r wybodaeth ddiweddaraf ac amcangyfrif o'r gyllideb ar gyfer 2023/24 a goblygiadau Setliad Dros Dro Llywodraeth Leol Cymru a gafwyd ar 14 Rhagfyr.

### 5 MABWYSIADU CYNLLUN DATBLYGU LLEOL (CDLL) SIR Y FFLINT (Tudalennau 29 - 40)

Adroddiad Prif Swyddog (Cynllunio, Amgylchedd ac Economi) - Aelod Cabinet Cynllunio, Iechyd y Cyhoedd a Gwarchod y Cyhoedd

**Pwrpas:** Ceisio cymeradwyaeth yr Aelodau i fabwysiadu Cynllun Datblygu Lleol (CDLI) Sir y Fflint.

**6 CYNLLUN BUSNES ARIANNOL 30 BLYNEDD Y CYFRIF REFENIW TAI (CRT) (Tudalennau 41 - 58)**

Adroddiad Prif Swyddog (Tai ac Asedau), Rheolwr Cyllid Corfforaethol - Aelod Cabinet Cyllid, Cynhwysiant, Cymunedau Cryf gan gynnwys Gwerth Cymdeithasol a Chaffael, Aelod Cabinet Tai ac Adfywio

**Pwrpas:** I gyflwyno, er argymhelliad y Cyngor, Cyllideb y Cyfrif Refeniw Tai ar gyfer 2023/24, Cynllun Busnes y Cyfrif Refeniw Tai a chrynodeb o'r Cynllun Busnes Ariannol 30 blynedd.

**7 ADOLYGIAD STRATEGAETH GWASTRAFF (Tudalennau 59 - 96)**

Adroddiad Prif Swyddog (Stryd a Chludiant) - Dirprwy Arweinydd y Cyngor a'r Aelod Cabinet Gwasanaethau Stryd a'r strategaeth cludiant rhanbarthol

**Pwrpas:** Adolygu Strategaeth Wastraff bresennol y Cyngor gyda'r amcan o gyflawni targedau ailgylchu statudol Llywodraeth Cymru.

**ADRODDIADAU GWEITHREDOL**

**8 MONITRO CYLLIDEB REFENIW 2022/23 (MIS 8) (Tudalennau 97 - 120)**

Adroddiad Rheolwr Cyllid Corfforaethol - Aelod Cabinet Cyllid, Cynhwysiant, Cymunedau Cryf gan gynnwys Gwerth Cymdeithasol a Chaffael

**Pwrpas:** I gyflwyno Adroddiad Monitro Cyllideb Refeniw 2022/23 (Mis 8) ac amrywiant sylweddol i'r Aelodau.

**9 Y WYBODAETH DDIWEDDARAF AR BERFFORMIAD A CHYNNYDD GWERTH CYMDEITHASOL (Tudalennau 121 - 142)**

Adroddiad Prif Swyddog (Gwasanaethau Cymdeithasol) - Aelod Cabinet Cyllid, Cynhwysiant, Cymunedau Cryf gan gynnwys Gwerth Cymdeithasol a Chaffael

**Pwrpas:** Darparu data perfformiad ar y gwerth cymdeithasol a grëwyd yn Sir y Fflint yn y cyfnodau adrodd a'r wybodaeth ddiweddaraf ar gynnydd y gwaith a wnaed ac a gynlluniwyd o ran y rhaglen waith gwerth cymdeithasol ehangach.

**10 INCWM RHENT TAI AC YMATEB LLES (Tudalennau 143 - 154)**

Adroddiad Prif Swyddog (Tai ac Asedau) - Aelod Cabinet Tai ac Adfywio

**Pwrpas:** Rhoi'r wybodaeth ddiweddaraf am effaith diwygiadau lles a'r gwaith sy'n mynd rhagddo i'w lliniaru.

11 **YMARFER PWERAU DIRPRWEDIG** (Tudalennau 155 - 156)

**Pwrpas:** Rhoi'r wybodaeth ddiweddaraf am effaith diwygiadau lles a'r gwaith sy'n mynd rhagddo i'w lliniaru.

**RHAGLAN GWAITH I'R DYFODOL - Y CYNGOR SIR, CABINET, PPWYLLGOR ARCHWILIO A'R WYLLGOR TROOLWG A CHRAFFU - ER GWYBODAETH**

**DEDDF LLYWODRAETH LEOL (MYNEDIAD I WYBODAETH) 1985 - YSTYRIED GWAHARDD Y WASG A'R CYHOEDD**

Mae'r eitem a ganlyn yn cael ei hystyried yn eitem eithriedig yn rhinwedd Paragraff(au) 14 Rhan 4 Atodiad 12A o Ddeddf Llywodraeth Leol 1972 (fel y cafodd ei diwygio)

Mae'r adroddiad yn cynnwys manylion y bwriad i werthu buddiant mewn tir ac mae'r budd cyhoeddus o gadw'r wybodaeth yn ôl yn drech na'r budd cyhoeddus o ddatgelu'r wybodaeth.

12 **GWAREDU PARC DIWYDIANNOL EXPRESSWAY CAM 1** (Tudalennau 193 - 198)

Adroddiad Rheolwr Corfforaethol, Rhaglen Gyfalaf ac Asedau - Aelod Cabinet Llywodraethu a Gwasanaethau Corfforaethol gan gynnwys lechyd a Diogelwch ac Adnoddau Dynol

**Pwrpas:** Gwerthu'r buddiant lesddaliadol i'r rhydd-ddeiliad.

***Sylwch, efallai y bydd egwyl o 10 munud os yw'r cyfarfod yn para'n hirach na dwy awr.***



# Eitem ar gyfer y Rhaglen 3

## CABINET 20<sup>TH</sup> DECEMBER 2022

Minutes of the meeting of the Cabinet of Flintshire County Council held virtually via Zoom on Tuesday 20<sup>th</sup> December 2022.

### **PRESENT: Councillor Ian Roberts (Chair)**

Councillors: Sean Bibby, Chris Bithell, Dave Healey, Dave Hughes, Paul Johnson, Christine Jones and Billy Mullin.

### **IN ATTENDANCE:**

Chief Executive, Head of Legal Services, Chief Officer (Social Services), Chief Officer (Planning, Environment and Economy), Chief Officer (Streetscene and Transportation), Chief Officer (Education and Youth), Chief Officer (Housing and Assets), Corporate Finance Manager, Corporate Manager – Capital Programme and Assets, Corporate Manager, People and Organisational Development, Revenues and Procurement Manager and Team Leader – Democratic Services.

The Leader thanked staff from all departments who had been working particularly hard over the recent cold weather snap, dealing with things such as homelessness, bin collections and boiler issues experienced by tenants. He also thanked staff in advance of the holiday period who would be working to ensure service continuity over that period. Cabinet Members and the Chief Executive echoed the sentiments expressed by the Leader.

### **89. DECLARATIONS OF INTEREST**

None.

### **90. MINUTES**

The minutes of the meeting held on 22<sup>nd</sup> November 2022 were submitted and confirmed as a correct.

### **RESOLVED:**

That the minutes of the meeting be approved as a correct record.

### **91. BUDGET 2023/24 AND THE FUNDING STRATEGY**

The Chief Executive introduced the verbal item and explained that the overall provisional settlement has been announced which saw an increase in the budget of 8.4% which was better than previously anticipated in the main as a direct result of a 'consequential' flowing in from the Chancellors mini budget. Work needed to take place to determine what that meant for the previously reported gap of £32m as the increase only dealt with a portion of that gap. That work would commence and continue into January.

The Corporate Finance Manager added that the Revenue Support Grant was confirmed as £251.747m with the increase, in cash terms, being £19.568m. Flintshire remained 20<sup>th</sup> in the funding per capita.

The settlement provided information on estimates on specific grants which was welcomed however three large grants were still to be confirmed.

On capital funding there was very little change from the draft Capital Programme which was to be considered by County Council in January 2023. On indicative revenue for 2024/25 the figure set out in Welsh Governments (WG) three year settlement proposal was originally 2.4%, this amount would increase to 3.1% based on the increased consequential amount.

The increased settlement was welcomed but risks still remained such as pay awards, homelessness and Out of County Placements. It would remain a challenge to set a legal and balanced budget but as explained by the Chief Executive, that work would take place over the coming weeks ahead of presenting options to Members in the New Year.

Councillor Johnson welcomed the clarity on the situation and felt it was a tribute to the strategy the Council had developed, including the work through the Welsh Local Government Association which had been very effective and was evident in the result achieved. It was however still a challenging budget.

Councillor Roberts concurred with the comments of the Corporate Finance Manager on the pay award being a risk which would need to be looked at in the New Year. He expressed his gratitude to the UK Government for the consequentials passported to Welsh Government which has resulted in the improved position for Welsh local authorities.

### **RESOLVED:**

That the information be noted.

## **92. COUNCIL PLAN 2022/23 MID-YEAR PERFORMANCE REPORTING**

Councillor Mullin introduced the report and explained that the Council Plan 2022/23 was adopted by the Council in July 2022. The report presented the mid-year out-turn of progress against the Council Plan priorities identified for 2022/23.

The out-turn report showed 59% of activities making good progress, and 70% of the performance indicators having met or exceeded their targets, with 9% being closely monitored. 21% were not meeting target.

The report was an exception based report which concentrated on those areas of performance which were not achieving their target.

The Chief Executive said the report was positive in relation to progress with good/satisfactory categories equating to 94%. The 9% in red status were detailed in the report.

**RESOLVED:**

- (a) That the levels of progress and confidence in the achievement of priorities as at mid-year within the 2022/23 Council Plan be endorsed and supported;
- (b) That the overall performance against the 2022/23 Council Plan performance indicators as at mid-year be endorsed and supported; and
- (c) That Members be assured by explanations given for those areas of underperformance.

**93. REVIEW OF THE VEHICLE PERMIT CRITERIA FOR HOUSEHOLD RECYCLING CENTRES**

Councillor Hughes introduced the report and explained that a report had been presented to Cabinet in January 2022 proposing a revised vehicle permit policy, with details of how it would be implemented. The revised policy was approved and subsequently implemented in April 2022.

A small number of complaints had been received from residents who were no longer permitted access to the Household Recycling Centres (HRCs) with their vehicles and a commitment was given to undertake a review of the policy to ensure that it met the original objectives set out, and review whether the criteria required further amendment.

The report provided an overview of the impact of the revised policy along with details of the review undertaken and proposals for amending the policy. Further considerations were also presented on the broader operations for HRCs with a view to introducing further service improvements and efficiencies.

The Chief Officer (Streetscene and Transportation) said it had been through a rigorous process, with the most recent being all Member workshops and a report being submitted to Environment and Economy Overview and Scrutiny Committee. She provided details of the amendments requested by Members, which were outlined in the report.

Councillor Bithell welcomed the opportunities afforded to Members to express their views in the workshops. In response to a question, the Chief Officer said there were height limits on all vehicles, which included trailers, going into HRCs. Dimensions were included in the policy although the height dimension was not detailed and would be added.

**RESOLVED:**

- (a) That Cabinet supports the review undertaken and the proposed amendments to the Vehicle Permit Policy for Household Recycling Centres be endorsed;
- (b) That the proposed amendment to the Vehicle Permit Policy to introduce an annual permit (allowing a maximum of 12 visits) to allow certain sign written

vehicles access to the Household Recycling Centres on condition that the vehicle is registered to a Flintshire residential address for Council Tax, the trade is not associated with any trade waste; the waste deposited at the HRC has not been or is unlikely to have been produced by the activity of that business or associated businesses; and the only waste presented at the HRC is domestic household waste, be supported;

- (c) That the inclusion of tyres as an additional waste stream in the HRC booking system in order to ensure waste minimisation and control be supported; and
- (d) That the additional proposals to improve HRC operational controls be supported and endorsed and the proposed extension to opening times be reviewed in light of existing and future budgets and resources be noted.

**94. CONSULTATION ON THE FLINTSHIRE AND WREXHAM PUBLIC SERVICES BOARD (PSB) DRAFT WELL-BEING PLAN 2023-28**

Councillor Roberts introduced the report and explained that the Well-being of Future Generations (Wales) Act 2015 required specific public bodies to work together under a Public Services Board (PSB) to improve local economic, social, environmental and cultural well-being.

Responsibilities of PSBs included periodically preparing and publishing an assessment of local well-being, which was used to inform the setting of local well-being objectives that were contained within a five year local Well-being plan.

Prior to publishing a new Well-being Plan, the PSB was required to consult a number of statutory consultees, including the Local Authority Overview and Scrutiny Committee.

The draft Well-being Plan 2023-28 was appended to the report for consideration.

A team of officers drawn from partner organisations involved in the work of both Flintshire and Wrexham's PSBs have worked together to produce a draft Well-being Plan for 2023-28.

Based on the evidence and insight highlighted by the well-being assessment; existing priorities of the PSB; and the learning and reflection from joint PSB working on community resilience over the last two years, the team of officers had produced a draft Well-being Plan that identified the key actions needed to deliver two well-being objectives for 2023-2028:

- Build flourishing communities by reducing inequalities across environment, education, employment, income and housing.
- Improve community well-being by enabling people of all ages to live healthy and independent lives.

The Chief Executive added that the plan needed to be adopted before 4<sup>th</sup> May. The draft plan was appended to the report for any comments which would be fed into the plan.

Councillor Johnson explained that the report had been submitted to Corporate Resources Overview and Scrutiny Committee the previous week and Members were asked to submit any comments outside of that meeting.

**RESOLVED:**

That the draft Flintshire and Wrexham Well-being Plan for 2023-28 be supported.

**95. MEMBERSHIP OF THE RIVER DEE NUTRIENT MANAGEMENT BOARD**

Councillor Bithell introduced the report which sought approval to formally participate in a newly-formed partnership in North Wales, the 'Dee Catchment Nutrient Management Board'.

Participation would be alongside Wrexham Council and other North Wales and adjoining English councils, Natural Resources Wales, Welsh Government and Dwr Cymru/Welsh Water and others including developers, landowners and the agricultural sector, to oversee the co-ordination and implementation of a strategy and action plan to tackle phosphorus pollution in the River Dee.

The report set out the reasons for creating the Co-ordinating Board and the draft terms of reference.

The Dee Catchment Phosphorus Reduction Strategy (November 2021) was appended to the report and had been prepared jointly by Flintshire and Wrexham Councils because they had to address the issue of phosphorus in the Examinations in Public into their respective Local Development Plans (LDP).

Phosphorus was a nutrient and pollutant derived from wastewater, primarily originating from agriculture, but also from existing and new human development (housing etc.). Historically, it had been removed from wastewater at water treatment works (WWTWs) before the treated water was discharged into the main rivers (in Flintshire's case, the River Alyn which then flowed into the River Dee).

In January 2021, Natural Resources Wales (NRW) introduced much more stringent limits on discharges of phosphorus into the River Dee to protect the River Dee and Bala Lake Special Area of Conservation (SAC). The new standard had been applied to all other river SACs in Wales.

The new board was non-statutory and would not have decision-making powers. Any recommendations, such as the final strategy and action plan, would need to be endorsed by the respective Councils' Executive Boards (or their equivalent).

The Chief Officer (Planning and Environment) explained the high-level breakdown of the proposed board and sub-groups which would input into and co-ordinate the delivery of the Strategy and Action Plan.

The terms of reference of the board and sub-groups were appended to the report and were based on the approach used in the River Wye board. It would be for the proposed board to agree their final form.

Councillor Healey proposed an amendment to recommendation number 2 to provide for a substitution should the Cabinet Member be unavailable to attend.

**RESOLVED:**

- (a) That the establishment of, and Council involvement in, the River Dee Nutrient Management Board be supported;
- (b) That the Cabinet Member for Planning, Public Health and Public Protection be nominated to represent the Council on the new board and if they are unable to attend that a substitute should attend to represent the Council; and
- (c) That in-principle approval of the Dee Catchment Phosphorus Reduction Strategy (November 2021) (appended to the report) be given, subject to considering further versions for approval as the new Board develops and refines the strategy and associated action plan.

**96. REVENUE BUDGET MONITORING 2022/23 (MONTH 7)**

Councillor Johnson introduced the report which provided the latest revenue budget monitoring position for 2022/23 for the Council Fund and the Housing Revenue Account.

The projected year end position was:

**Council Fund**

- An operating deficit of £0.094m (excluding the impact of the pay award which would need to be met by reserves), which was an adverse movement of £0.061m from the deficit figure reported at Month 6
- A projected contingency reserve available balance as at 31st March 2023 of £4.055m (after the impact of the final pay awards)

**Housing Revenue Account**

- Net in-year revenue expenditure forecast to be £3.321m higher than budget
- A projected closing balance as at 31st March 2023 of £3.153m

The report had been submitted to Corporate Resources Overview and Scrutiny Committee the previous week where it was supported.

The Corporate Finance Manager explained that the Hardship Funding from Welsh Government (WG) helped secure £16m of direct financial help the previous

year and the authority would continue to claim for payments in 2022/23 for Self-isolation and Statutory Sick Pay Enhancement payments, along with Free School Meals direct payments within their eligible periods.

**RESOLVED:**

- (a) That the estimated financial impact on the 2022/23 budget be noted; and
- (b) That the carry forward requests be approved.

**97. TREASURY MANAGEMENT MID-YEAR REVIEW 2022/23**

Councillor Johnson introduced the report which presented the draft Treasury Management Mid-Year Report 2022/23 for approval and recommendation to Council.

The draft Treasury Management Mid-Year Report was appended to the report for review. As required by the Council's Financial Procedure Rules, the review had been reported to Governance and Audit Committee on 14<sup>th</sup> November 2022 and would be reported to County Council on 24<sup>th</sup> January 2023.

**RESOLVED:**

That the Treasury Management Mid-Year Report 2022/23 be approved and recommended to Council.

**98. COUNCIL TAX BASE 2023/24**

Councillor Mullin introduced the report and explained that setting of the Council Tax Base was integral to the revenue budget and Council Tax setting process for 2023/24 and allowed the Council, Police & Crime Commissioners Office for North Wales and Town/Community Councils to calculate their own precept for the following year.

The Revenues and Procurement Manager explained that the Base had been calculated at 65,815 Band 'D' equivalent properties, after considering the total number of properties that would be subject to Council Tax, less those which were exempt from Council Tax or where statutory household discounts applied.

Setting the Tax Base at 65,815 Band 'D' equivalent included an up-lift in the Council Tax Premium rates to 75% for Long Term empty properties and 100% for Second Homes from April 2023. Overall, that represented growth in the Tax Base of 0.95% compared to the previous year, which represented an extra 621 Band 'D' equivalent properties after considering the natural movement in new builds, discounts, exemptions and premium rates.

Following the meeting of Cabinet contact would be made with each Town and Community Council to inform them of the agreed Tax Base.

In response to a request, the Revenues and Procurement Manager provided full details of when exemptions would apply.

**RESOLVED:**

- (a) That the Tax Base of 65,815 Band 'D' equivalent properties for tax setting purposes for the financial year 2023/24 be approved;
- (b) That a 'nil' discount continue to be set for properties falling within any of the Prescribed Classes (A, B or C) and for this to apply to the whole of the County area; and
- (c) For the purposes of setting the Tax Base, the Base incorporates planned changes to the Council Tax Premium Rates from April 2023 and reflects an up-lift from 50% to 75% for Long Term Empty properties and 100% for Second Homes.

**99. COUNCIL TAX CONSULTATION ON DRAFT REGULATIONS TO EXTEND EXCEPTIONS TO SECOND HOME PREMIUMS**

Councillor Mullin introduced the report which provided information and a recommended response to a Welsh Government consultation seeking views on draft regulations which were designed to ensure that second home properties were subject to Council Tax at the standard rate, and not charged at a premium rate, where properties were subject to a planning condition that specified a dwelling may only be used for short-term holiday lets or that residents occupancy of the property from use as a person's sole or main residence.

The Revenue and Procurement Manager explained that the proposed application date for introducing the changes would be from 1<sup>st</sup> April 2023.

**RESOLVED:**

That the proposals of Welsh Government as set out in the consultation be endorsed and senior officers be authorised to respond positively to the consultation.

**100. VICTIM SUPPORT HATE CRIME CHARTER**

Councillor Mullin introduced the report and explained that Welsh Government (WG) was committed to tackling hate crime, as set out in their Anti-racist Wales Action Plan. As part of their commitment WG has funded Victim Support to deliver the Wales Hate Support Centre, which provided support and reporting services across Wales for victims and witnesses of hate crime.

The Corporate Manager, Capital and Assets explained that Victim Support had introduced a Hate Crime Charter for Wales and was asking all organisations, public and private, to sign up to the Charter. The Charter set out the rights of victims and the commitments of organisations in playing a part in tackling hate crime.

Organisations adopting the Charter made a commitment to ensuring that employees and volunteers abided by the Charter's promises whenever they came



into contact with those affected by hate crime, and to work to build strong and inclusive communities. The Hate Crime Charter was appended to the report.

The Council had already taken steps to tackle hate crime in Flintshire, including the Be Kind on-line initiative. Adopting the Charter would build on the work and would contribute to the Council's Strategic Equality Plan and Welsh Government's (WG) Well-being goal "A Wales of More Cohesive Communities".

**RESOLVED:**

That Cabinet endorse the Council adopting Victim Support's Hate Crime Charter.

**101. THE SCHOOL STANDARDS AND ORGANISATION (WALES) ACT 2013, SCHOOL ORGANISATION CODE FOR AN ENLARGEMENT OF THE PREMISES OF A SCHOOL FOR DRURY C.P. SCHOOL AND PENYFFORDD C.P. SCHOOL**

Councillor Roberts introduced the report which provided information on the responses from the Statutory Objection period, under section 49 of 'The School Standards and Organisation (Wales) Act 2013, School Organisation Code' for an enlargement of the premises at two schools – Drury C.P. School and Penyffordd C.P. School.

Cabinet was requested to determine on the Statutory Proposals put forward for the enlargement of those two schools.

Statutory consultation on the proposals for Drury C.P School commenced on 1<sup>st</sup> March 2022 and ended on 11<sup>th</sup> April 2022. 42 responses were received including a formal response from Estyn and the school's Pupil Council. 90% of responders supported the proposal.

Statutory consultation on the proposals for Penyffordd C.P School commenced on 1<sup>st</sup> March 2022 and ended on 11<sup>th</sup> April 2022. 84 responses were received including a formal response from Estyn and school pupils. 73% of responders supported the proposal. One objection had been received, details of which were outlined in the report.

The Chief Officer (Education & Youth) said if approved by Cabinet, decision letters would be issued in January.

**RESOLVED:**

That the responses from the Statutory Objection period for Ysgol Penyffordd and Drury C.P be noted and that proposals to increase the capacity of the schools be approved.

**102. EXERCISE OF DELEGATED POWERS**

An information item on the actions taken under delegated powers was submitted. The actions were as set out below:-

**Governance**

- **Temporary Change to Opening Hours**

Flintshire Connects continues to face severe staffing challenges. A combination of sickness and vacancies means that the service is missing 33% of its employees. Due to this the service cannot currently operate 3 full-time Centres and 2 part-time Centres until staff return to work, which is anticipated will be in January. During December the Connects Centres in Connah’s Quay and Flint will open part time. If employees return to work sooner than expected, then the service will revert to full time opening as soon as it is able to do so. The part time opening hours previously agreed for Mold and Buckley Connects Centres will continue until the end of March pending a decision on whether to permanently reduce opening hours at those centres as part of the budget process.

**103. MEMBERS OF THE PRESS AND PUBLIC IN ATTENDANCE**

There were no members of the press or public in attendance.

(The meeting commenced at 10.00 a.m. and ended at 11.20a.m.)

.....  
**Chair**

# Eitem ar gyfer y Rhaglen 4



## CABINET

<b>Date of Meeting</b>	Tuesday, 17 <sup>th</sup> January 2023
<b>Report Subject</b>	Medium Term Financial Strategy and Budget 2023/24 – Welsh Local Government Provisional Settlement
<b>Cabinet Member</b>	Cabinet Member for Finance, Inclusion, Resilient Communities including Social Value and Procurement
<b>Report Author</b>	Corporate Finance Manager and Chief Executive
<b>Type of Report</b>	Strategic

## EXECUTIVE SUMMARY

The purpose of the report is to:

- 1) Update on the key headlines and financial impacts of the Welsh Local Government Provisional Settlement
- 2) Provide feedback from the series of specific Overview and Scrutiny committees
- 3) Update on changes and risks to the additional budget requirement for the 2023/24 financial year and
- 4) Update on the work being undertaken on the range of budget solutions available to the Council to set a legal and balanced budget.

Cabinet received an update to the additional budget requirement for the 2023/24 financial year at its meeting on 22 November 2022. At that stage the additional budget requirement was estimated to be £32.448m and the cost pressures and initial cost reduction options were referred to a series of specific Overview and Scrutiny meetings which were held from the 1<sup>st</sup> to 15<sup>th</sup> December.

Appendix A provides detail of the main discussion points from this series of meetings.

The Welsh Local Government Provisional Settlement was received on 14<sup>th</sup> December as planned and this report updates on the key headlines and

financial impacts in advance of the final stage of the formal budget setting process in February 2023.

The 2023/24 Provisional Settlement will contribute £19.568m towards the previously reported additional budget requirement of £32.448m with the remaining amount needing to be met from the other areas of the budget solutions included in the report.

A number of ongoing risks have been reported previously which will potentially impact further on the additional budget requirement including the level of provision for pay awards, uncertainty around the continuation of funding within the homelessness service and levels of demand for Out of County Placements – this report also updates on these risks.

A legal and balanced budget for 2023/24 will need to be recommended by Cabinet to Council once the work on the above issues has been concluded.

## RECOMMENDATIONS

1	That Cabinet notes the financial implications of the Welsh Provisional Local Government Settlement and the remaining work which needs to be completed prior to agreeing set of recommendations for Council to set a legal and balanced budget in February.
---	--

## REPORT DETAILS

<b>1.00</b>	<b>EXPLAINING THE COUNCIL FUND REVENUE BUDGET 2023/24</b>
1.01	Cabinet received an update to the additional budget requirement for the 2023/24 financial year at its meeting on 22 <sup>nd</sup> November 2022. At that stage the additional budget requirement was estimated to be £32.448m and the cost pressures and initial cost reductions were referred to a series of specific Overview and Scrutiny meetings which were held from the 1 <sup>st</sup> to 15 <sup>th</sup> December 2022.
1.02	<p>The purpose of this report is to:</p> <ol style="list-style-type: none"><li>1) Update on the key headlines and financial impacts of the Welsh Local Government Provisional Settlement</li><li>2) Provide feedback from the series of specific Overview and Scrutiny committees</li><li>3) Update on changes and risks to the additional budget requirement for the 2023/24 financial year and</li><li>4) Update on the work being undertaken on the range of budget solutions available to the Council in order to set a legal and balanced budget.</li></ol>

<b>2.00</b>	<b>THE WELSH LOCAL GOVERNMENT PROVISIONAL SETTLEMENT</b>
2.01	The Welsh Local Government Provisional Settlement was announced on 14 <sup>th</sup> December 2022 as planned with responses to the consultation on the settlement invited by the deadline of 2 <sup>nd</sup> February 2023. A summary of the key headlines is set out below.
2.02	<p><b>Standard Spending Assessment (SSA)</b></p> <p>The provisional SSA for 2023/24 is £348.552m which is an increase of 6.3% (£20.778m) on the SSA for 2022/23 of £327.774m.</p>
2.03	<p><b>Aggregate External Finance (AEF)</b></p> <p>The provisional AEF for 2023/24 is £251.747m which when compared to the adjusted 2022/23 AEF figure of £232.336m represents an <i>increase</i> of 8.4% (£19.411m) (All Wales average is an <i>increase</i> of 7.9 %).</p> <p>The provisional AEF represents a cash uplift of £19.568m (8.4%) over the 2022/23 AEF of £232.179m.</p>
2.04	<p><b>Transfers In/Out of the Settlement</b></p> <p>There are no transfers into or out of the settlement for the Council.</p>

2.05	<p><b>Funding Per Capita</b></p> <p>The Aggregate External Finance allocation provides an amount of £1,611 per capita compared to the Welsh average of £1,754 which places Flintshire 20th out of the 22 Welsh Councils (also 20th in 2022/2023)</p>
2.06	<p><b>Additional Funding (Floor)</b></p> <p>There is no additional 'floor' funding included this year to protect those councils who fall well below the Welsh average uplift.</p>
2.07	<p><b>Specific Grants</b></p> <p>Some details have been included for specific grants on an all-Wales basis which will need to be worked through in detail.</p> <p>We are still awaiting confirmation of the Sustainable Waste Management Grant.</p>
2.08	<p><b>Indicative Allocations for future years</b></p> <p>The Settlement included an update on the indicative all-Wales revenue allocation for 2024/25 which has increased by £169m to £5.69bn. This equates to an increase of 3.1% in 2024/25 compared with the previous indicative increase of 2.4%.</p>
<p><b>IMPACT OF THE SETTLEMENT ON THE BUDGET 2023/24</b></p>	
2.09	<p>The Provisional Settlement is more than the indicative allocation due to a combination of consequential funding arising from recent UK Budget announcements and the positive impact of data set adjustments used in the formula.</p> <p>Whilst the annual uplift in AEF is very helpful and welcome it does need to be noted that it only equates to around 60% of the estimated cost pressures identified for the Council. Therefore, there will still be some significant challenges to address when setting the budget for 2023/24 which will require a deal of urgent and prioritised work.</p>
<p><b>FEEDBACK FROM OVERVIEW AND SCRUTINY COMMITTEES</b></p>	
2.10	<p>Cabinet referred all cost pressures to a series of specific Overview and Scrutiny meetings which were held from the 1<sup>st</sup> to 15<sup>th</sup> December 2022 where the relevant Overview and Scrutiny Committee was requested to rigorously challenge all of the cost pressures and options for portfolio cost reductions identified. Each of the committees also received a complete list of all potential cost reductions for all portfolios for completeness, RAG (Red, Amber, Green) rated in order of deliverability and risk.</p> <p>The outcome of these meetings was that 1) all cost pressures were accepted and 2) there were no new cost reduction areas identified.</p> <p>Appendix A provides a summary of the main discussion points from this series of meetings.</p>

	<b>CHANGES TO THE ADDITIONAL BUDGET REQUIREMENT</b>
2.11	<p><b>North Wales Residual Waste Treatment Partnership (£0.303m)</b></p> <p>There is an estimated increase in expenditure of £1.092m for the partnership to reflect indexation for gate fees and haulage costs with this Council's additional contribution being £0.303m.</p>
2.12	<p><b>Social Care Workers Model (£0.179m)</b></p> <p>A revised grading model has been developed for social workers to address significant recruitment and retention issues within the service – it is anticipated that there will be an additional cost of £0.179m in 2023/24 to implement the model.</p>
2.13	<p><b>Capital borrowing costs (£0.060m)</b></p> <p>An increase in existing capital borrowing costs for 2022/2023 due to an update of the latest information and timelines.</p>
2.14	<p><b>Support Recharges to the HRA/CPF – Reduction of pressure (£0.040m)</b></p> <p>A reduction of £0.040m to the previously reported pressure of £0.280m due to further updates on actual costs.</p>
2.15	<p><b>Education Appeals Post – (0.027m)</b></p> <p>An additional post is required to provide support for the education appeals team which is experiencing additional demand with limited existing capacity within the team.</p>
2.16	<p>The impact of the above increases the additional budget requirement from £32.448m to £32.978m.</p>
	<b>ONGOING RISKS TO THE ADDITIONAL BUDGET REQUIREMENT</b>
2.17	<p>A number of ongoing risks have been reported previously which will potentially impact on the additional budget requirement and further detail is set out below:</p>
2.18	<p><b>Funding for Pay Awards</b></p> <p>It is now clear that the allocation provided for 2023/24 will need to cover in full the impacts of all pay awards (Teacher and Non Teacher).</p> <p>Predicting pay awards that are nationally agreed in the current economic climate is particularly difficult. However, as was the case this year any agreed pay award in excess of the Council's budgeted provision will result in a reduction of our limited reserves in-year and also impact on the following year with the requirement to include in our budget on a recurring basis.</p> <p>The current assumed increase of 3.5% now appears low when compared to current market conditions and what other councils are providing for, therefore</p>

	it is recommended that this assumption is revisited in advance of final budget setting in February 2023.
2.19	<p><b>Homelessness</b></p> <p>The Council is continuing to experience high and increasing demand for temporary accommodation in order to meet its statutory obligations to accommodate families and persons that present themselves as homeless which is expected to continue. The Council has recently had confirmation on the continuation of specific grants for homelessness. The impact of the confirmed funding on the increasing demand for this service are currently being worked through and this remains a risk which will need to be assessed as part of the final budget setting.</p>
2.20	<p><b>Out of County Placements</b></p> <p>The position on Out of County Placements remains a risk with increasing numbers of placements presenting in the current financial year and this volatile position will need to be kept under close review.</p>
2.21	<p><b>School Transport</b></p> <p>Since the start of the Autumn school term, there have been a number of transport pressures emerging relating to increased costs in the provision of additional key service routes for Additional Learning Needs (ALN) and Pupil Referral Units (PRU).</p> <p>This is due to re-procurement increases and additional statutory provision as well as increased transport contractor costs due to fuel, insurance and driver costs etc.</p> <p>It is anticipated that these increased costs of around £0.200m in 2022/23 will continue into 2023/24.</p>
2.22	<p><b>Supreme Court Judgement – Harper Trust and Brazel</b></p> <p>The Council is currently assessing the outcome and likely implications of the recent Supreme Court Judgement of the above case which may have a financial impact, due to the potential for the amendment of holiday pay calculations for irregular hours workers and Term Time only employees. Early indications are that there will be no impact on the 2023/24 budget for the Term Time only element however the risk remains regarding a potential pressure for the irregular hours element which is still being assessed.</p>
2.23	<p><b>North Wales Fire and Rescue Levy (NWFRA)</b></p> <p>Consultation is underway on the levy uplift for the NWFRA which is expected to be concluded by the end of January 2023. There is a risk that the final uplift may be significantly more than we currently have included in the forecast.</p>
	<b>BUDGET SOLUTIONS</b>
2.24	The options available to the Council to meet this significant additional budget requirement is summarised in the following paragraphs.



2.25	<p><b>Government Funding - Aggregate External Finance (AEF)</b></p> <p>The Provisional Settlement has advised of an additional £19.568m and this is not expected to change significantly at the Final Settlement stage. Therefore, a combination of the remaining budget solutions will need to contribute to the remaining gap of £13.410m to ensure a legal and balanced budget (before any further impacts outlined in the report)</p>
2.26	<p><b>Efficiencies / Cost Reductions – Portfolios</b></p> <p>The options for cost reductions identified by Portfolios totalling £6.166m have now been considered by the relevant overview and scrutiny committee and have been risk assessed.</p> <p>Consideration will now need to be given as to which options are included in the final budget proposals taking into account risk and affordability.</p>
2.27	<p><b>Efficiencies / Cost Reductions – Corporate Financing</b></p> <p><i>Employers National Insurance</i></p> <p>The rate of National Insurance for employers and employee contributions has been reduced from November 2022 by 1.25%. The impact of this reduction is a positive benefit to the 2023/24 budget of £2.082m.</p> <p><i>Triennial Actuarial Review of the Clwyd Pension Fund</i></p> <p>The triennial review of the Clwyd Pension Fund is reaching its latter stages which will determine employer pension contributions for the next three years.</p> <p>Clwyd Pension Fund Committee agreed the Funding Strategy Statement at its meeting on 23<sup>rd</sup> November 2022 and individual results have now been shared with employing organisations as part of consultation.</p> <p>As the Fund is now more than 100% funded the outcome will make a significant positive contribution to the budget 2023/24 – 2025/26 and the profiling of this benefit over the three years is currently being considered.</p>
2.28	<p><b>Efficiencies / Cost Reductions– Schools</b></p> <p>Due to the remaining scale of the financial challenge across the Council there will still be a need to consider cost reductions from the delegated schools budget.</p> <p>The additional budget requirement includes school cost pressures totalling £9.5m at present. By way of context a 1% reduction in the delegated budget equates to around £1m.</p>
2.29	<p><b>Council Tax</b></p> <p>The level of Council Tax increase for 2023/24 will be a matter for full council</p>

	<p>when setting the budget in February and will be a consideration in conjunction with the conclusion of work on all of the other budget solution work streams. By way of context each uplift of 1% equates to £0.954m</p>
2.30	<p><b>Balances and Reserves</b></p> <p>The projected level of contingency reserve at Month 8 is £3.797m after meeting the in-year additional cost of the 2022/23 pay award and other agreed allocations.</p> <p>The Council also has an earmarked reserve of £2.4m from the additional Revenue Support allocation it received at the end of the 2022/23 financial year and it is recommended that this is transferred to the Contingency Reserve to enhance the level remaining.</p> <p>As always it will be important to maintain an adequate level of reserves to safeguard the Council against risks and other unforeseen events.</p>
2.31	<p><b>Planning over the Medium Term</b></p> <p>Welsh Government has updated its indicative allocations for the next two years to take account of the consequential arising from the UK Budget announcements in the Autumn.</p> <p>Whilst this is welcomed the indicative annual uplift in AEF for 2024/25 is still only 3.1% (increased from 2.4%) and will provide a significant challenge to meet the inevitable inflationary and demand impacts of Council Services.</p> <p>Therefore, it will be essential that decisions made as part of the budget for 2023/24 are considered in the context of the medium term position to build in resilience to meet the challenges of the inevitable cost pressures that will arise in subsequent years.</p>
2.32	<p><b>SUMMARY AND CONCLUSIONS</b></p> <p>The 2023/24 Provisional Settlement will contribute £19.568m towards the previously reported additional budget requirement of £32.448m which is significantly in excess of the indicative allocation due to a combination of consequential funding arising from recent UK Budget announcements and the positive impact of data set adjustments used in the formula.</p> <p>As set out in the report this still only equates to around 60% of the identified cost pressures and the remainder will need to be met from the remaining budget solutions.</p> <p>With regards to next steps an assessment of the ongoing risks identified above needs to be concluded in conjunction with consideration of the other budget solutions:</p> <ul style="list-style-type: none"> <li>- Portfolio Cost Reductions</li> <li>- Corporate Financing Reductions</li> <li>- Schools Cost Reductions</li> <li>- Council Tax Uplift</li> </ul>

	<p>This report has been presented to Corporate Resources Overview and Scrutiny Committee on 12<sup>th</sup> January 2023 (open to all members) and feedback and comments will be provided verbally at the meeting.</p> <p>A legal and balanced budget for 2023/24 is scheduled to be recommended by Cabinet to Council on the 23<sup>rd</sup> February 2023.</p>								
2.33	<p><b>Budget Timeline</b></p> <table border="1"> <thead> <tr> <th>Date</th> <th>Event</th> </tr> </thead> <tbody> <tr> <td>17 January 2023</td> <td>Cabinet – Budget Review</td> </tr> <tr> <td>23 February 2023</td> <td>Cabinet and Council – Budget Setting</td> </tr> <tr> <td>7 March 2022</td> <td>Welsh Government Final Budget/Settlement</td> </tr> </tbody> </table>	Date	Event	17 January 2023	Cabinet – Budget Review	23 February 2023	Cabinet and Council – Budget Setting	7 March 2022	Welsh Government Final Budget/Settlement
Date	Event								
17 January 2023	Cabinet – Budget Review								
23 February 2023	Cabinet and Council – Budget Setting								
7 March 2022	Welsh Government Final Budget/Settlement								

<b>3.00</b>	<b>RESOURCE IMPLICATIONS</b>
3.01	<p><b>Revenue:</b> the revenue implications for the 2021/22 budget are set out in the report.</p> <p><b>Capital:</b> there are no new implications for the approved capital programme for either the current financial year or for future financial years – the capital programme will be subject to a separate report</p> <p><b>Human Resources:</b> there are no implications for additional capacity or for any change to current workforce structures or roles at this stage.</p>

<b>4.00</b>	<b>IMPACT ASSESSMENT AND RISK MANAGEMENT</b>								
4.01	<p><b>Ways of Working (Sustainable Development) Principles Impact</b></p> <table border="1"> <tbody> <tr> <td>Long-term</td> <td>Negative – the absence of longer-term funding settlements from Welsh Government means that sustainable support for service delivery is challenging for the longer term. Sustainable funding from Welsh Government that provides additional funding for Indexation, Service demands and new legislation will provide a positive and sustainable position for the Council in the longer term.</td> </tr> <tr> <td>Prevention</td> <td>As above</td> </tr> <tr> <td>Integration</td> <td>Neutral Impact</td> </tr> <tr> <td>Collaboration</td> <td>Services continue to explore opportunities for collaboration with other services and external partners to support positive impacts.</td> </tr> </tbody> </table>	Long-term	Negative – the absence of longer-term funding settlements from Welsh Government means that sustainable support for service delivery is challenging for the longer term. Sustainable funding from Welsh Government that provides additional funding for Indexation, Service demands and new legislation will provide a positive and sustainable position for the Council in the longer term.	Prevention	As above	Integration	Neutral Impact	Collaboration	Services continue to explore opportunities for collaboration with other services and external partners to support positive impacts.
Long-term	Negative – the absence of longer-term funding settlements from Welsh Government means that sustainable support for service delivery is challenging for the longer term. Sustainable funding from Welsh Government that provides additional funding for Indexation, Service demands and new legislation will provide a positive and sustainable position for the Council in the longer term.								
Prevention	As above								
Integration	Neutral Impact								
Collaboration	Services continue to explore opportunities for collaboration with other services and external partners to support positive impacts.								

Involvement	Communication with Members, residents and other stakeholders throughout the budget process.
<b>Well-Being Goals Impact</b>	
Prosperous Wales	Longer term funding settlements from Welsh Government that provide additional funding for indexation, service demands and new legislation will aid sustainability and support a strong economy that encourages business investment in the region. The opposite will be true if settlements are inadequate.
Resilient Wales	Continuation of services to support communities and social cohesion will have a positive impact. The opposite will be true if settlements are inadequate.
Healthier Wales	An appropriate level of funding will ensure that communities are supported and will have a positive impact. The opposite will be true if settlements are inadequate.
More equal Wales	A positive impact with greater parity of funding from Welsh Government for all Welsh Local Authorities. The opposite will be true if settlements are inadequate.
Cohesive Wales	Appropriate level of funding will support services working alongside partners. The opposite will be true if settlements are inadequate.
Vibrant Wales	As Healthier and Cohesive Wales above
Globally responsible Wales	Neutral impact.

<b>5.00</b>	<b>CONSULTATIONS REQUIRED/CARRIED OUT</b>
5.01	Consultation has taken place with Portfolio Management Teams and the Chief Officer Team, The Finance Team, Cabinet Members, Group Leaders and Members and Scrutiny Committees.

<b>6.00</b>	<b>APPENDICES</b>
6.01	Appendix A: Summary of discussion points from Overview and Scrutiny Committees

<b>7.00</b>	<b>LIST OF ACCESSIBLE BACKGROUND DOCUMENTS</b>
7.01	Cabinet Report 12 July 2022 Cabinet Report 20 September 2022 Cabinet Report 22 November 2022 Scrutiny Reports November/December 2022

<b>8.00</b>	<b>CONTACT OFFICER DETAILS</b>
8.01	<b>Contact Officer:</b> Gary Ferguson, Corporate Finance Manager <b>Telephone:</b> 01352 702271 <b>E-mail:</b> <a href="mailto:gary.ferguson@flintshire.gov.uk">gary.ferguson@flintshire.gov.uk</a>

<b>9.00</b>	<b>GLOSSARY OF TERMS</b>
9.01	<p><b>Medium Term Financial Strategy (MTFS):</b> a written strategy which gives a forecast of the financial resources which will be available to a Council for a given period, and sets out plans for how best to deploy those resources to meet its priorities, duties and obligations.</p> <p><b>Revenue:</b> a term used to describe the day to day costs of running Council services and income deriving from those services. It also includes charges for the repayment of debt, including interest, and may include direct financing of capital expenditure.</p> <p><b>Budget:</b> a statement expressing the Council's policies and service levels in financial terms for a particular financial year. In its broadest sense it includes both the revenue budget and capital programme and any authorised amendments to them.</p> <p><b>Revenue Support Grant:</b> the annual amount of money the Council receives from Welsh Government to fund what it does alongside the Council Tax and other income the Council raises locally. Councils can decide how to use this grant across services although their freedom to allocate according to local choice can be limited by guidelines set by Government.</p> <p><b>Specific Grants:</b> An award of funding from a grant provider (e.g. Welsh Government) which must be used for a pre-defined purpose.</p> <p><b>Welsh Local Government Association:</b> the representative body for unitary councils, fire and rescue authorities and national parks authorities in Wales.</p> <p><b>Financial Year:</b> the period of 12 months commencing on 1 April.</p>

**Local Government Funding Formula:** The system through which the annual funding needs of each council is assessed at a national level and under which each council's Aggregate External Finance (AEF) is set. The revenue support grant is distributed according to that formula.

**Aggregate External Finance (AEF):** The support for local revenue spending from the Welsh Government and is made up of formula grant including the revenue support grant and the distributable part of non-domestic rates.

**Provisional Local Government Settlement:** The Provisional Settlement is the draft budget for local government published by the Welsh Government for consultation. The Final Local Government Settlement is set following the consultation.

**Funding Floor:** a guaranteed level of funding for councils who come under the all-Wales average change in the annual Settlement. A floor has been a feature of the Settlement for many years.

**Key Themes from Overview & Scrutiny Committees whilst considering the Budget Setting 2023-24 (Stage 2) report – December, 2022**

<b>Information and Communication</b>	<p>Appreciative of the work undertaken thus far and the transparent report. There is still a lot of work to be done. Communication of the issues to the workforce and to residents is important.</p> <p>Important to maintain confidentiality on proposals as discussed.</p>
<b>Schools</b>	<p>Grateful for the engagement we have had from head teachers and schools staff.</p> <p>Schools want to know what is happening and certainty is needed by schools and officers asap.</p> <p>We need to note school reserves are at their highest level but they can only be spent once. There will be difficult decisions for us all over the next few weeks and months and the earliest we know the better.</p> <p>Once we have the provisional settlement we will be able to give Members the options and information to make decisions to set a legal and balanced budget.</p>
<b>Out of County Placements (OCP)</b>	<p>Continuation of escalating costs. Concern that these will be higher than that included in the forecast and that there is likely to be an increase in the pressure as part of the final stages of the budget.</p> <p>To be kept under review as this is a very volatile and hard to predict budget. We are developing our in-house provision but this will take time to influence the OCP budget.</p> <p>The current position on OCP is an overspend of £1m but we cannot budget for every risk. However, we will need to assess the position in the final stages. The reason we need to keep some reserves is to mitigate against such risks.</p>
<b>Cost Pressures</b>	<p>Clarification given on a number of pressures across Portfolios.</p> <p>Need to prioritise wherever possible to balance off against efficiency options.</p>
<b>Cost Reductions</b>	<p>Reduction of budget proposals show that there is a considerable challenge for the Council in that we do not have any remaining “low hanging fruit” there are not many greens and a lot of ambers and reds.</p> <p>Full review given of options with many considered at this early stage for initial discussion as part of scrutiny process. Need to consider the longer term impacts.</p>

	<p>A number of discussions around the use of vacancies as part of efficiencies and the impact.</p> <p>Waste strategy options discussed and clarification on whether changes to service provision would require capital investment.</p> <p>Questions on whether fees could be increased in some areas – clarification given but some are statutory fees.</p> <p>Modern Apprentices efficiency and our ability to recruit.</p> <p>Reductions that benefit the budget are one part but need to consider impact and our ability to respond to a major incident (e.g. I.T).</p>
<b>Reserves</b>	<p>Need to reiterate the point on the importance of maintaining adequate reserves.</p> <p>We cannot budget for every risk so it is important we keep an adequate level of reserves to safeguard the Council against these.</p>
<b>Provisional Settlement</b>	<p>Clarification sought on what the settlement means for the efficiencies. This will be considered alongside everything else in the new year.</p> <p>The settlement is better than anticipated due to a combination of consequential funding arising from the UK Budget announcements and the positive impact of data set adjustments but there is still work to do.</p> <p>Regardless of the settlement for 23/24 we need to be mindful of the medium term position with the indicative uplift for 24/25 now being 3.1%</p>



# Eitem ar gyfer y Rhaglen 5



## CABINET

<b>Date of Meeting</b>	Tuesday, 17 <sup>th</sup> January 2023
<b>Report Subject</b>	Adoption of the Flintshire Local Development Plan
<b>Cabinet Member</b>	Cabinet Member for Planning, Public Health and Public Protection
<b>Report Author</b>	Chief Officer (Planning, Environment and Economy)
<b>Type of Report</b>	Strategic

### EXECUTIVE SUMMARY

All local planning authorities in Wales are required to produce, and keep under review, a Local Development Plan (LDP). This report sets out the culmination of approximately eight years of work to prepare and adopt an LDP for Flintshire. It marks a significant moment for the Council in terms of providing the opportunity to endorse an up-to-date, fully evidenced strategic planning framework to facilitate positive growth and development across the County, in line with Flintshire's National Growth Area status.

The Flintshire LDP will be the primary strategy and policy document against which the Council will make decisions on development proposals going forward. It is a sound and sustainable Plan that includes a requirement to consider the 'Placemaking' agenda and presents a positive approach to managing the future growth that Flintshire is going to experience. The policies and proposals within the LDP address the County's need for new homes, jobs, infrastructure, and community facilities to support economic growth and raise standards of living. Policies promoting development are set out alongside those that require proposals to respect, promote and protect the County's cultural heritage, important landscapes, and sensitive environments. Planning for growth commensurate with the aspirations of a National Growth Area inevitably involves difficult decisions about releasing land for development, and it is certainly the case that areas will see change. Crucially however, the LDP provides the opportunity to successfully manage this change and ensure that development is of a quality that will ensure the places ultimately delivered across Flintshire will provide a sustainable legacy for future generations.

Preparation of the LDP has been a comprehensive and iterative process, involving a substantial amount of consultation and engagement at various stages over many years of Plan formation. This has included both statutory and non-statutory consultation exercises. It has involved engagement with the public, key stakeholders, statutory bodies and industry representatives, all of which has been in accordance with relevant statutory Regulations. The key Stages of LDP preparation has included:

- Candidate Sites Submission 2014
- Topic Papers prepared 2015
- Key Messages consultation (Vision, Objectives and Settlement Hierarchy) 2016
- Strategic Growth and Spatial Options public consultation 2016
- Preferred Strategy public consultation 2017
- Full Deposit Plan (approved by Members for public consultation July 2019)

At a meeting of the Council on 29th September 2019 Members agreed to submit the Deposit LDP and supporting evidence to the Welsh Government and Planning Inspectorate for independent Examination. Subsequently, the Ministers of the Welsh Government appointed two Inspectors to conduct the Examination of the soundness of the LDP. The Examination commenced on the 11<sup>th</sup> November 2020 and Hearing Sessions subsequently took place over an eight month period, commencing on 13th April 2021 and concluding on the 23<sup>rd</sup> November 2021.

During the Examination the Council had to consider and respond to a significant new issue that arose with the introduction by NRW of stricter new targets for the levels of phosphates permitted to enter SAC protected rivers, and in the case of the LDP the Bala Lake and River Dee Special Area of Conservation. The Council in partnership with Wrexham Council produced the Dee Catchment Phosphorous Reduction Strategy, the first of its kind in Wales, that has provided the Inspectors with sufficient evidence to allow them to conclude the Examination of the LDP. Subsequently at the Cabinet meeting on 31<sup>st</sup> May 2022 Members approved for public consultation the 'Matters Arising Changes' (MACs) to the Deposit LDP (i.e. the changes to the Plan that arose from the Examination process). The consultation was undertaken over a six-week period and concluded on the 29<sup>th</sup> July 2022, with approximately 122 representations being duly made. There was broad spread of representations made across a number of issues and policies in the MACs. Possibly the most common was as a result of phosphates, objectors sought additional flexibility in the Plan's housing supply to ensure delivery, with 'alternative' sites being promoted again.

All duly made comments received were forwarded to the Inspectors for their consideration. In accordance with statutory obligations the comments were not considered by the Council. The consultation ensured that all interested parties had the opportunity to make the Inspectors aware of their views to inform their deliberations on the soundness of the LDP.

The Inspectors have now submitted their final Report (see Appendix 1) to the Council and the Examination has closed. The report has found the LDP to be sound and subject to the binding nature of it, the plan should now be adopted by the Council.

The Inspectors' Report was considered at a meeting of the Planning Strategy Group (PSG) held on Friday 6<sup>th</sup> January 2023 where the following resolution was made "That PSG acknowledges and endorses the Inspectors' Report and recommends to Cabinet that the LDP should be adopted".

## RECOMMENDATIONS

1	Adopt the Flintshire Local Development Plan (LDP) (Final version at Appendix 2 – as amended by the binding changes set out in the Inspectors Report), as the new development plan for the Flintshire administrative area.
2	Approve the Adoption Statement (Appendix 3), Final Sustainability Appraisal including Equalities Impact Assessment (Appendix 4), and Habitat Regulations Assessment (Appendix 5).
3	Authorise the Chief Officer (Planning, Environment and Economy) to make outstanding typographical, grammatical, presentational, or factual amendments to the Flintshire LDP and supporting documents prior to its final publication.

## REPORT DETAILS

<b>1.00</b>	<b>CONSIDERING THE INSPECTORS REPORT AND ADOPTING THE LDP</b>
1.01	<p><b>The Inspectors' Report on the LDP Examination</b></p> <p>The LDP Inspectors have concluded their deliberations and their Final Report on the Examination into the Flintshire LDP (dated 15<sup>th</sup> December 2022) has now been published. The Final Report and its Appendices are available at Appendix 1 of this report.</p>
1.02	<p>The Inspectors' Report concludes that, subject to the recommended Matters Arising Changes (MACs) set out in Appendix A and Inspector Matters Arising Changes (IMACs) in Appendix B of the report, the Flintshire Local Development Plan 2015 -2030 (LDP) provides an appropriate basis for the planning of the County up to 2030. The Council has sufficient evidence to support the strategy and has shown that it has a realistic prospect of being delivered. With the recommended changes, the Plan satisfies the requirements of section 64(5) of the 2004 Planning and Compulsory Purchase Act and meets the tests of soundness set out in Table 27 of Development Plans Manual edition 3.</p>
1.03	<p>The recommended binding changes that are set out in the Inspectors' Final Report are consistent with the schedule of MACs to the Deposit Plan that arose out of the Examination process and that were subject to public consultation in June and July 2022. That is, the Inspectors have comprehensively endorsed the amendments that were discussed during Hearings and subject to the recent public consultation. Only two minor amendments have been made by the Inspectors to MACs 58 and 61. Overall they have confirmed that these are appropriate changes to be</p>

	<p>made before the Plan is adopted. Some of the key changes endorsed by the Inspectors in their Report include:</p> <ul style="list-style-type: none"> <li>• Rearrangement of the structure of the written statement to make the strategy clear and coherent;</li> <li>• Amendments to Policy EN15 Water Resources to ensure no adverse effects on the River Dee and Bala Lake Special Area of Conservation (SAC) resulting from phosphorus discharges;</li> <li>• Deletion of the housing element of the allocation at Warren Hall in the interests of sustainable development;</li> <li>• Renaming green barriers as green wedges for consistency with Planning Policy Wales (PPW).</li> </ul>
1.04	In respect of the ‘Alternative Sites’ put forward for housing development by objectors to the Plan, the Inspectors’ Report succinctly confirms that there is no need for the inclusion of any such alternative sites since they are satisfied the Plan makes appropriate provision for the delivery of housing with the allocated sites
1.05	As well as the MACs required to ensure soundness of the Plan, a small number of minor changes/updates are also put forward by the Inspectors in their Report as non-binding suggestions to improve clarity. These are not necessary for soundness and are therefore advisory only. Having reviewed these minor amendments, officers consider that all the minor suggestions put forward are helpful modifications and appropriate to be incorporated into the Plan.
1.06	Only two of the MACs that were subject to consultation have been further amended by the Inspectors due to reasons of soundness (MAC58 and MAC61). A further Inspector proposed Matters Arising Change (IMAC2) introduced additional wording to the explanatory text to policy HN3 regarding affordable housing. These are matters of detail and of relatively minor significance and do not give rise to any concerns for the Planning Authority.
1.07	<p><b>Key Findings</b></p> <p>The following aims to provide Members with a high-level summary of the Inspectors key findings and the degree to which these endorse the soundness of the Council’s LDP:</p> <p><b>a. Phosphates</b> – Given the work done by the Council in collaboration with Wrexham to produce the Dee Catchment Phosphorous Reduction Strategy (DCPRS), the amended policy EN15 Water Environment, and the flexibility built into the Plan the Inspectors concluded <i>‘we are satisfied that, despite the uncertainties thrown up by the need for phosphorous mitigation, the LDP housing requirement will be delivered during the Plan period’</i>.</p> <p><b>b. Plan Preparation</b> – The Inspectors have reviewed the Plan’s preparation in light of the requirements of the 2004 Act, LDP Regulations and the DPM and have found that the plan has met all of the requirements. They comment on the various consultations carried out and commend the Council for progressing the Examination during Covid, concluding</p>

*'accordingly, the legal and regulatory preparation requirements set out in the Development Plans Manual (Table 27, page 116) have been satisfied'*

**c. Plan Strategy and Strategic Growth** – This section of the Inspectors report considered the soundness of the Plan's vision and objectives and how these had been translated into a growth strategy led by employment growth, supported by the requirement for housing, and the identification of two strategic mixed use development sites. The overall conclusion of the Inspectors was that *'subject to the MACs including the deletion of the housing from the Warren Hall site, the LDP growth strategy is coherent and based on a clear and robust preparation process. It is realistic and appropriate in the light of relevant alternatives and based on robust and credible evidence. In addition, it will address the Key Issues and Strategic Objectives effectively and efficiently. The amount of housing provision set out in the LDP is also realistic, appropriate and based on a robust and credible evidence base'*.

**d. The Location of Development** – The Inspectors had no concerns regarding the appropriateness of the Plan's settlement hierarchy or the spatial distribution of growth. Equally they supported the approach taken to candidate site assessment and definition of settlement limits. They concluded *'Our overall conclusion on this matter is that the spatial strategy is coherent, is in general conformity with Future Wales and is based on a clear and robust preparation process which accords with the strategic placemaking approach set out in PPW'*

**e. Economy and Employment** – The Inspectors concluded *'Our conclusion on this matter is that the strategy for the economy and employment is coherent and based on a clear and robust preparation process. It will conform with Future Wales Policy 20 which states that LDPs must recognise the National Growth Area as the focus for strategic economic and housing growth; essential services and facilities; and advanced manufacturing and transport infrastructure. Subject to the relevant MACs, the policies are realistic and appropriate and based on robust evidence'*

**f. Housing including site selection and specific allocations** – The Inspectors were satisfied that the site selection process leading to the identification of allocations was *'robust, thorough and well audited'*. The Inspectors commented on a number of common concerns raised by objectors to most if not all of the housing allocations including brownfield land, green wedged policy, best and most versatile agricultural land, environmental considerations, drainage, infrastructure and living conditions. None of these were found to be an issue sufficient to question the soundness of the allocations. Equally the Inspectors provided a helpful commentary on their assessment of each allocation and in their overall conclusion stated *'we have found that, in allocating the proposed sites relevant alternatives have been considered the housing sites have been identified through the consistent use of a robust and rational site selection process. The allocated sites are deliverable within the plan period and would make an appropriate contribution towards the housing requirement. The policies for the housing sites are clear and reasonable'*.

**g. Other matters:**

- Affordable Housing – The Inspectors were satisfied that the high level viability assessment of sites provides a sufficiently robust basis to support policy approach to affordable housing. They did add a further IMAC2 as shown in the appendix to their report, that reflects the need for further explanation to policy HN3 resulting from Member requests to clarify MAC75 in relation to affordable targets, raised during the consultation on the MACs.
- HMOs – The Inspectors note the lack of a Council register of HMOs and the difficulty therefore in identifying ‘over concentration’, and support the criteria based policy approach with minor amendments to policy wording
- Gypsy and Traveller Accommodation – The Inspectors concluded *‘The Plan’s approach to Gypsy and Traveller accommodation is consistent with national policy and is based on robust evidence, with sufficient provision being made to meet the identified need, through allocations capable of being developed, along with a clear policy approach to assess future proposals’*.
- Natural Environment – The Inspectors are content that the need for greenfield sites on settlement edges to sustain the necessary growth continues to be the correct approach and also agrees with Council’s approach that the green barrier had been drawn back in some locations where considered appropriate but retained for key areas of land where it was essential to retain its open character and appearance.
- Climate Change – In terms of the Plan’s approach to climate change, the Inspectors concluded *‘we also find that, subject to the identified MACs, the climate change and environmental protection policies will help to achieve the relevant objectives of the LDP in a sustainable manner consistent with national policy. They are based on robust and credible evidence’*
- Minerals – *‘Our conclusion on this matter is that the policies and proposals achieve the relevant objectives of the LDP in a sustainable manner consistent with national policy and are based on robust and credible evidence. Alternative strategies have been considered and the identification of sites based on a robust and rational site selection process. Subject to the MACs identified, the policies and requirements themselves are clear, reasonable and sufficient’*

**h. Overall Conclusion** - *‘We conclude that, with the binding recommended changes identified in this report and set out in Appendices A and B, the Local Development Plan satisfies the requirements of section 64(5) of the 2004 Act and meets the tests of soundness in PPW. In reaching this conclusion, we have taken into account the ways of working set out at section 5 of the WFG Act and are satisfied that the Local Development Plan as modified will guide the development and use of land in a way that contributes towards improving the economic, social, environmental and cultural well-being of Wales and complies with the WFG Act’*.

1.08	<p><b>Adoption Stage</b></p> <p>Statutory regulations require LDP adoption to be secured through a formal resolution of Council, and states that all binding recommendations in the Inspectors' Report must be incorporated into the Plan. When it is adopted, the Flintshire LDP will become the statutory Development Plan for the entire administrative area and the Unitary Development Plan (UDP) will cease to have effect.</p>
1.09	<p>A 'tracked changes' version of the LDP has been produced solely for the purpose of aiding the interpretation of the binding changes set out in the Inspectors Report and highlighting all the changes made to the Deposit version. This can be viewed at Appendix 2 of this report.</p>
1.10	<p>A 'Final Version' of the LDP is also available at Appendix 2. This version, as well as including all the binding changes also incorporates minor typographical, grammatical, and factual updates, which the Inspectors have authorised can be made in the interest of ensuring that the final adopted version of the Plan is usable and accurate. Following adoption, a graphically improved and fully formatted version of this Final Version will be produced for publication, which may necessitate some further typographical or factual amendments be made over and above those already incorporated. This could include some additional altered paragraph numbering, updated cross referencing, or improved layouts of text and diagrams. It is recommended that officers be authorised to make such minor amendments prior to publication of the fully formatted Final Version. In addition to the final published versions of the Plan to be produced as hard copies and for digital download, an interactive web-based version of the written statement and Proposals Map will also be produced for the benefit of users. The final version of the LDP will be published in Welsh and English.</p>
1.11	<p>Subject to the Council resolving to adopt the LDP, appropriate notification relating to the LDP and its supporting documentation will be published by means of an Adoption Statement. Notification and/or links to relevant documentation will also be sent to interested parties, stakeholders and consultees who have been involved in, or requested to be kept informed of the plan preparation process. The Adopted LDP and supporting documentation will also be made available at Council offices, Connects Centres, and will be available to view at all public libraries and on the Council's website</p>
1.12	<p>Statutory Regulations require the Council to publish an Adoption Statement (attached as Appendix 3 to this report), incorporating information relating to Sustainability Appraisal and Strategic Environmental Assessment (SA/SEA). The final SA/SEA and Habitats Regulations Assessment (HRA) are required by the Regulations to be published alongside the Adopted LDP. The SA/SEA process has ensured that LDP policies and proposals reflect sustainable development principles, and has assessed their effect on the economy, social wellbeing, resource conservation and environmental protection/enhancement. The HRA process has importantly concluded that the LDP will not adversely affect the integrity of any 'European Site' (designated under European Law), either alone or in combination with other plans or strategies. The final</p>

	SA/SEA and HRA Reports have been updated to take account of the Inspector's recommended changes. The Final Sustainability Appraisal Report and Non-Technical Summary, and the updated HRA Reports, are available as Appendices 4 and 5 to this Report.
1.13	<p><b>Legal Duty</b></p> <p>The Council is statutorily obliged to prepare and keep under review an LDP, in accordance with the Planning and Compulsory Purchase Act 2004, the Environmental Assessment of Plans and Programmes (Wales) Regulations 2004 and the Town and Country Planning (Local Development Plan) (Wales) Regulations 2005. The adoption of the LDP will provide the Council with a clear, effective, and up to date planning framework to guide proposals, without which there would be an absence of an approved local policy context to justify refusing undesirable and speculative development, such as on unallocated Greenfield land.</p>
1.14	In accordance with the relevant Act and statutory Regulations, the Council is expected to adopt the LDP within eight weeks of receipt of the Inspector's report (dated 15 <sup>th</sup> December 2022). Furthermore to meet the Regulations, an Adoption Statement will be published alongside the adopted Plan and Inspectors Report, along with the Final Sustainability Appraisal Report and Habitats Regulation Assessment.
1.15	All binding recommendations in the Inspectors' Report must be incorporated into the Plan, and it is not possible to adopt the Plan with any of the binding changes omitted. Should the Council elect not to adopt the LDP, the Welsh Government does have the legal authority to intervene and can adopt the LDP on the Council's behalf.
1.16	<p>The role for the Council at this stage is to consider the plan as a whole and so the resolution sought is simply to adopt the plan, or not. There is no opportunity and nor is it appropriate to seek to consider just one aspect of the plan given that the Inspector's report is with us, and the Examination has now closed. To not consider adoption at this stage would also be perverse as the Council in accordance with the LDP Regulations, agreed to submit the plan for Examination in September 2020 on the basis that it considers the plan to be sound and suitable for adoption. Subject to the agreed Matters Arising Changes, the Inspectors have agreed with that position. It would also not make sense to not adopt the plan as given it has now been found sound by the Inspectors, non-adoption would mean that the sites in the LDP would still come forward, but the Council would also be vulnerable to speculative development proposals where there are no controls in place to reject these as the plan would not be adopted. In this scenario any Ward would be vulnerable to a speculative proposal.</p> <p>The Plan is not just about housing development, and non-adoption would remove a wide range of policy controls relating to economic development, town centres, affordable housing provision, transport, place making, flood risk mitigation, minerals, heritage, environmental and landscape protection, climate change and renewable energy, habitat and species protection, minerals and waste.</p>
1.17	A six-week challenge period to the High Court is provided by the Planning and Compulsory Purchase Act (PCPA) 2004 (section 113) – commonly



	known as seeking a Judicial Review (JR). Applications for legal challenge to the LDP must be made within six weeks of the date of the published Adoption Statement.
1.18	Subject to the outcome of any potential High Court process, when the Flintshire LDP is adopted, it will supersede the now time expired Flintshire Unitary Development Plan (UDP), and will provide the basis by which future planning applications and appeals will be determined.
1.19	<p><b>Future Stages and LDP Monitoring</b></p> <p>Following adoption of the LDP, the Council has a statutory requirement to prepare and submit an Annual Monitoring Report on the LDP to the Welsh Government, and to publish this for public inspection. This Annual Report will examine whether LDP's policies are being properly implemented and/or appropriate development is coming forward on allocations. It also provides the mechanism for determining whether policies need to be reviewed. The LDP contains a Monitoring Framework, which was finalised through the course of the Examination process, containing 66 indicators relating to the range of policies and proposals in the Plan. It is these indicators that must be measured and formally reported on each autumn. The Annual Reports will consider what action, if any, is required in line with the Monitoring Framework. This could include, for example, the need for additional Supplementary Planning Guidance (SPG), Development Briefs or further research into policy effects. Alternatively, where monitoring clearly shows that policies are significantly failing to implement the Plan's strategy, a policy review can be undertaken, which in turn can inform considerations for a wider Plan review.</p>
1.20	The first full Annual Monitoring Report on the Flintshire LDP is due in October 2024. The Council will also be required to undertake a full review of the LDP no later than four years after the date of adoption.
1.21	The Council has in the past prepared and approved a number of Supplementary Planning Guidance documents (SPG) to supplement the policies of the Flintshire UDP. To ensure conformity with LDP policies, a review of these SPG documents will be carried out as soon as is practicable following adoption of the LDP, which will assess those that can continue be referenced in development management decisions. This approach will ensure the advice and guidance provided in existing SPGs is carried forward to offer support to the policies of the adopted LDP. A programme of entirely new SPG to support and amplify the policies in the LDP will also be progressed over the next 18 months. All SPG will need to be approved by Members and be subject to public consultation. The schedule of new and updated SPG to be prepared, together with an indicative timetable for their production, is set out in appendix 2 of the Written statement and in the monitoring framework of the LDP.

<b>2.00</b>	<b>RESOURCE IMPLICATIONS</b>
2.01	The recommendation to adopt the LDP will incur low level expenditure in relation to the administrative actions required for formal adoption of the

	Plan, including the publication of documents and notification procedures. These costs will be accommodated within existing budgets for the current financial year.
2.02	The costs associated with undertaking the Monitoring Programme and Associated Work Programme, including the preparation of SPG, will need to be met from within future departmental budget subject to continuing provision being made to support LDP implementation and monitoring.

<b>3.00</b>	<b>IMPACT ASSESSMENT AND RISK MANAGEMENT</b>
3.01	The LDP has been subject to an Integrated Impact Assessment as part of its production which has incorporated a Sustainability Appraisal, Strategic Environmental Assessment, Welsh Language Impact Assessment, Health Impact Assessment and an Equalities Assessment. The Plan has also been supported by a Habitat Regulations Assessment (HRA). These have all been considered as part of the Examination of the Evidence base of the Plan and the Inspector has found the plan and these assessments to be soundly based and appropriate. This includes compliance with the Ways of Working and the Well Being Goals. These assessments are attached at appendices 4-5.

<b>4.00</b>	<b>CONSULTATIONS REQUIRED/CARRIED OUT</b>
4.01	All required consultation has been carried out in accordance with the LDP Regulations, both in the production of the Deposit LDP, and as part of publishing the Matters Arising Changes that emanated from the examination sessions. As the Inspector's report is binding and the Examination is now closed, there are no further opportunities to debate aspects of the plan or consult on any matter.

<b>5.00</b>	<b>APPENDICES</b>
5.01	<a href="#">Appendix 1 - Inspectors Report on the Examination into the Flintshire LDP and Related Appendices</a> <a href="#">Appendix 2 - Amended Version of the Flintshire LDP written statement, incorporating binding changes</a> <a href="#">Appendix 3 - The Adoption Statement</a> <a href="#">Appendix 4 – Integrated Impact Assessment Report including Sustainability Appraisal</a> <a href="#">Appendix 5 - Habitats Regulations Assessment Report</a>

<b>6.00</b>	<b>LIST OF ACCESSIBLE BACKGROUND DOCUMENTS</b>
6.01	<p>Report to Council 29<sup>th</sup> September 2020 – Approval of Deposit Consultation Responses and agreement to submit the LDP for Examination</p> <p>Report to Cabinet 31<sup>st</sup> May 2022 – Outcome of Examination and agreement to publicly consult on the LDP Matters Arising Changes</p>

<b>7.00</b>	<b>CONTACT OFFICER DETAILS</b>
7.01	<p><b>Contact Officer:</b> Andy Roberts, Service Manager Strategy  <b>Telephone:</b> 01352 703211  <b>E-mail:</b> <a href="mailto:andy.roberts@flintshire.gov.uk">andy.roberts@flintshire.gov.uk</a></p>

<b>8.00</b>	<b>GLOSSARY OF TERMS</b>
8.01	<p><b>Adoption:</b> Where the Council makes a resolution to adopt the LDP as its up to date development plan in order to make decisions on planning applications in accordance with its policies.</p> <p><b>Examination:</b> This is the formal examination in public of the LDP to test the soundness of the plan which will be presided over by an independently appointed Planning Inspector.</p> <p><b>Planning Strategy Group:</b> A sub group of the Council's Planning Committee that acts as a steering group guiding the progress of the production of the LDP. This is not a public committee and has no power to make direct decisions over the content of the LDP, but it makes recommendations to the Cabinet on the plan.</p> <p><b>Submission:</b> Once the Council has agreed the responses to the representations made to the deposit LDP consultation, it also needs to agree to submit the Plan to the Planning Inspectorate for formal examination.</p> <p><b>Soundness:</b> A series of tests that the LDP is required to satisfy to demonstrate that it is based on sound evidence, is in line with other plans and strategies, is national policy compliant, and is capable of being delivered.</p> <p><b>Examination in Public:</b> A formal process carried out by a Planning Inspector to assess the soundness of the LDP Phosphate Levels: the concentration of phosphorous as a nutrient in river water</p> <p><b>Habitats Regulations:</b> Environmental regulations which require the LDP to demonstrate that it will not cause harm to protected species or habitats</p> <p><b>Statement of Common Ground:</b> An agreed position between two parties that helps the Inspector understand on what basis the parties agree</p>

Mae'r dudalen hon yn wag yn bwrpasol

# Eitem ar gyfer y Rhaglen 6



## CABINET

<b>Date of Meeting</b>	Tuesday, 17 <sup>th</sup> January 2023
<b>Report Subject</b>	Housing Revenue Account (HRA) 30 Year Financial Business Plan
<b>Cabinet Member</b>	Cabinet Member for Housing and Regeneration Cabinet Member for Finance, Inclusion, Resilient Communities including Social Value and Procurement
<b>Report Author</b>	Chief Officer (Housing and Communities) Corporate Finance Manager
<b>Type of Report</b>	Strategic

### EXECUTIVE SUMMARY

The purpose of this report is to present for consideration and comment, the draft HRA 30-year Financial Business Plan and the proposed HRA Budget for 2023/24.

### RECOMMENDATIONS

1	Cabinet approve the HRA 30-year Financial Business Plan and budget for 2023/24 as set out in this report and attached appendices.
2	Cabinet agree that consideration should be given, in year, to utilise available reserves to bring into use void properties across Flintshire.

## REPORT DETAILS

<b>1.00</b>	<b>EXPLAINING THE HRA BUSINESS PLAN 2023/24 UPDATE</b>
1.01	<p><b>Considerations</b></p> <p>The HRA is required to produce a 30-year business plan.</p> <p>The strategic context for this year's HRA budget setting includes the following:</p> <ul style="list-style-type: none"><li>• To ensure affordability for tenants is at the core of our considerations and that support is given to tenants who face financial hardship where they are engaged with the Council</li><li>• Continued drive to ensure all service costs are efficient and that value for money can be achieved</li><li>• To ensure the treasury management strategy continues to meet the Housing Revenue Account's new and ongoing borrowing requirements</li><li>• Setting a balanced budget with a minimum of 7% surplus revenue over expenditure</li><li>• Maximisation of revenue efficiencies to minimise the borrowing required to meet Welsh Housing Quality Standards (WHQS)</li><li>• Delivery of new build Council housing</li><li>• Continued drive to ensure homes are energy efficient and explore decarbonisation</li><li>• Provision of adequate ongoing capital to maintain WHQS levels</li></ul>
1.02	<p><b>Borrowing</b></p> <p>The deed to terminate the voluntary agreement for the HRA borrowing cap was signed on the 2<sup>nd</sup> December 2019. It is therefore important that going forward, increased borrowing in the HRA is carefully managed and monitored to ensure that it is sustainable and affordable to the business plan. Work is ongoing with Welsh Government to develop a set of prudential borrowing indicators to enable transparent monitoring of this going forward.</p> <p>Historically, prudential borrowing was repaid at 2% per year, in line with the HRA's approved Minimum Revenue Provision (MRP), however since 2021/22, all borrowing undertaken by the HRA is repaid under the Annuity method which is reflective of increasing repayments in line with inflating rents.</p> <p>The HRA is part of the single debt pool for the Council, all borrowing for the Council is managed within one pool and the average borrowing rate for the Council is applied to all new borrowing in the HRA. The rate assumed in the Business plan is 3.80%.</p>
1.03	<p><b>Rents</b></p> <p>In December 2019, Welsh Government released the revised rent policy for a 5-year period beginning in April 2020/21.</p>

The policy is designed to ensure that affordability for tenants is at the core of our considerations and when setting the rent uplift, landlords should consider value for money and the whole cost of living in a property as part of their rationale for setting rents.

The Rent Policy for Social Housing Rents from 2020/21 sets out the following:

- An annual rent uplift of up to CPI+1%, for 5 years to 2024/25 using the level of CPI from the previous September each year.
- The level of rents for individual tenants can be frozen or rise by up to an additional £2 over and above CPI+1%, on condition that total rental income collected by the social landlord increases by no more than CPI+1%.

The policy states, however, that should CPI fall outside the range of 0% to 3%, the Welsh Minister with responsibility for housing will determine the appropriate change to rent levels to be applied for that year only.

CPI as of September 2022 was 10.1%. The Minister has considered the impact on tenants and sought a commitment from landlords that there will be arrangements in place to protect and enhance the provision of good quality housing and vital tenant support services, and based on this, has set a maximum limit at which social rents can increase to 6.5% from April 2023.

The previous rent policy set target rents for each type of property, to ensure consistency in rent setting, which has been introduced over a number of years on a transitional basis so that tenants paying under target rent would see no more than an inflation plus £2.00 increase per annum. Flintshire currently have a number of tenancies still paying under the target rent bands.

The rent increase modelled in the business plan for next financial year, however, applies an overall uplift of 5% to all tenants. It is also proposed that we do not implement a transitional increase of £2.00 per week to any of our tenants in 2023/24, to ensure that the rent uplift is equitable to all.

We have considered the impact on our tenants of a 5% rent uplift and this is summarised in the table below, it is important to note, however, that 71% of all of our tenants are eligible for HB/UC support towards their rent and service charges.

HB eligibility	Average % of rent paid by HB	Average impact on tenants p.w.
Full	100%	£0.00
Partial	74%	£1.30
None	0%	£5.00

We have chosen not to implement the highest allowable increase (6.5%) to balance affordability for tenants, whilst also maintaining our service delivery and the standard of our properties. The cost of not increasing rents to the

	<p>maximum permitted under the rent policy is £0.571m in 2023/24 and £23.242m over the life of the 30-year Business Plan.</p> <p>It is also assumed in the Business Plan that we will investigate the option of setting aside a “discretionary fund” within the HRA to further support any tenants who may face financial hardship specifically linked to the payment of rent.</p> <p>An overall inflationary increase of 5% forecasts rental income at £39.982m for 2023/24 which is an increase in income of £1.935m in year 1.</p>
1.04	<p><b>Garage Rents</b></p> <p>The proposed garage rent, and garage plot increase is 5% for 2023/24, which equates to £0.51 per week for garage rent and takes the rent per week to £10.74 (based on 52 weeks). The proposed garage plot increase is £0.08 per week taking the garage plot rent to £1.74 per week.</p> <p>The business plan anticipates income levels of £0.347m for garages and garage plots.</p>
1.05	<p><b>Service Charges</b></p> <p>The rent and service charges policy was introduced in 2015 and at that time expected all Local Housing Associations (LHA's) to be achieving full cost recovery for service charges, if this had not yet been achieved a clear transition plan should be identified to achieve this.</p> <p>In 2020/21 the weekly service charges were increased based on a stepped approach over two years with the final phased increase to be implemented in 2021/22. It was agreed to delay this final increase and to freeze service charges in 2021/22, with a view to protecting tenants who may be experiencing financial difficulty as a result of Covid-19.</p> <p>It is proposed, as part of this business plan, that service charges continue to be frozen into 2023/24. This will enable us to ensure the services provided are of a high standard, represent value for money and that the true costs are reflected in the Service Charges calculations.</p>



1.06

## **Capital Programme**

The total proposed capital programme for 2023/24 is £29.457m, summarised in Appendix C.

### **Revised WHQS**

Welsh Government are currently developing the revised standard for WHQS 2.0. The areas highlighted are:

- SAP (Standard Assessment Procedure) rating and methods of calculation
- Wellbeing
- Safe and Attractive Environments

Low / zero carbon homes is still a developing area and Welsh Government recommend that options are considered in our sensitivity analysis.

### **Regeneration**

A £2.200m regeneration budget has been allocated within the Capital Programme for 2023/24. The aim is to utilise this allocation to remodel HRA stock where the current stock is no longer fit for purpose. There are a number of pipeline schemes for consideration:

- Sheltered Housing Review
- Estate Remodeling
- Homeless Accommodation

### **SHARP**

£7.668m has been built into 2023/24 for new build Council housing. The programme currently has five schemes in the pipeline for 2023/24 which will provide an additional 52 properties into the current social housing stock.

The business plan also assumes a further 51 units in 2024/25 and 50 units per annum thereafter, up to 2030/31.

Capitalisation of the costs of the development team has been included in the programme at 4% of the total development budget.

From 2021/22 Welsh Government offered Social Housing Grant (SHG) to stock owned authorities calculated using a new Standard Viability Model. The new Model uses standard assumptions to discount income and costs over a set period to calculate the funding gap i.e., the grant allowable for each scheme. We have assumed a prudent level of grant towards our development programme.

1.07	<p><b>Capital Funding</b></p> <p>The £29.457m capital programme will be funded by:-</p> <table border="1" style="width: 100%; border-collapse: collapse;"> <thead> <tr> <th style="text-align: left;"><b>WHQS &amp; Asset Investment Funding</b></th> <th style="text-align: right;"><b>£m</b></th> </tr> </thead> <tbody> <tr> <td>Revenue Contribution (CERA)</td> <td style="text-align: right;">12.711</td> </tr> <tr> <td>Major Repairs Allowance</td> <td style="text-align: right;">4.978</td> </tr> <tr> <td>Energy Efficiency income (FIT)</td> <td style="text-align: right;">0.300</td> </tr> <tr> <td>Prudential Borrowing (Regeneration)</td> <td style="text-align: right;">2.200</td> </tr> <tr> <td>Optimised RetroFit Programme (ORP) Funding</td> <td style="text-align: right;">1.600</td> </tr> <tr> <td><b>Total</b></td> <td style="text-align: right;"><b>21.789</b></td> </tr> </tbody> </table> <table border="1" style="width: 100%; border-collapse: collapse;"> <thead> <tr> <th style="text-align: left;"><b>New Build Funding</b></th> <th style="text-align: right;"><b>£m</b></th> </tr> </thead> <tbody> <tr> <td>Prudential Borrowing</td> <td style="text-align: right;">7.668</td> </tr> <tr> <td><b>Total</b></td> <td style="text-align: right;"><b>7.668</b></td> </tr> </tbody> </table>	<b>WHQS &amp; Asset Investment Funding</b>	<b>£m</b>	Revenue Contribution (CERA)	12.711	Major Repairs Allowance	4.978	Energy Efficiency income (FIT)	0.300	Prudential Borrowing (Regeneration)	2.200	Optimised RetroFit Programme (ORP) Funding	1.600	<b>Total</b>	<b>21.789</b>	<b>New Build Funding</b>	<b>£m</b>	Prudential Borrowing	7.668	<b>Total</b>	<b>7.668</b>
<b>WHQS &amp; Asset Investment Funding</b>	<b>£m</b>																				
Revenue Contribution (CERA)	12.711																				
Major Repairs Allowance	4.978																				
Energy Efficiency income (FIT)	0.300																				
Prudential Borrowing (Regeneration)	2.200																				
Optimised RetroFit Programme (ORP) Funding	1.600																				
<b>Total</b>	<b>21.789</b>																				
<b>New Build Funding</b>	<b>£m</b>																				
Prudential Borrowing	7.668																				
<b>Total</b>	<b>7.668</b>																				

1.08	<p><b>Reserves</b></p> <p>There is a requirement to hold a minimum level of reserves of 3% of expenditure, however, it was agreed as part of the 2021/22 Business Plan, for Flintshire’s HRA to move to 4% as a minimum reserve level due to the level of financial risk in the HRA rising as a result of increased borrowing levels for new build.</p> <p>It was also agreed that this should be reviewed annually and in the current challenging economic climate it is recommended that it would be prudent to increase reserves to 7% of expenditure as we have ongoing risks to the Business Plan which would have to be funded from reserves if they materialised:</p> <ul style="list-style-type: none"> <li>• 2023/24 pay award higher than budgeted</li> <li>• Utilities and cost inflation higher than expected due to the volatility of markets</li> <li>• Increasing arrears due to the cost of living crisis</li> <li>• Interest rates increasing due to the economic climate</li> </ul> <p>Reserves should not be used to fund recurring pressures in the Budget as this would make the Business Plan unsustainable, however, we are looking to utilise £0.589m of existing reserves towards one off pressures identified in the 2023/24 Business Plan, which is considered affordable and leaves a sufficient level of reserves to balance future risks.</p> <p>It is recommended that reserves levels are reviewed in year and a proportion of any surplus reserves are released to support the improvement in void rates across the County.</p>
------	--

<b>2.00</b>	<b>RESOURCE IMPLICATIONS</b>
-------------	------------------------------

2.01	<p>The HRA is a ring-fenced budget. This HRA budget and Business Plan demonstrates that the council can achieve the ongoing WHQS, can meet service improvement plans and commitments and with prudential borrowing can continue its Council house building programme in 2023/24.</p>
------	--

<b>3.00</b>	<b>IMPACT ASSESSMENT AND RISK MANAGEMENT</b>
3.01	All households will benefit from the Council's WHQS 2.0 programme. The impact of the investment planning and efficiencies is being modelled for various customer groups to ensure that there is no disproportionate impact on any groups with protected characteristics.
3.02	The Business Plan assumes a confirmation of Major Repairs Allowance (MRA) for 2023/24 and beyond, however, Welsh Government have indicated that the purpose of the funding will be reviewed in the future.
3.03	The economic impact on interest rates and inflation has been mitigated by increasing the estimated assumptions included in the business plan.

3.04

**Ways of Working (Sustainable Development) Principles Impact**

Long-term	Positive – There is a commitment to increase supply to provide the right types of homes in the right location.
Prevention	Positive – It is our aim to provide support to ensure people live and remain in the right type of home.
Integration	Positive - Achieving WHQS for all existing council houses and delivering new social housing will contribute to the integration within communities.
Collaboration	Positive - To deliver in partnership with stakeholders to support positive impacts for all our tenants.
Involvement	Positive - Communication with tenants, Members and other stakeholders.

**Well-being Goals Impact**

Prosperous Wales	Positive – Existing social homes are WHQS compliant and meet the changing housing needs. Also Providing good quality new social homes aiming for low/zero carbon. Maximising local employment and training opportunities for local people.
Resilient Wales	Positive – Developing low / zero carbon homes through modern methods of construction and technologies. Ensuring that all statutory compliance requirements are adhered to.
Healthier Wales	Positive – Ensuring all existing homes and new homes are fit for purpose and meet the needs of all people.
More equal Wales	Positive - Provide good quality homes for the most vulnerable people in society.
Cohesive Wales	Positive – Contributing to attractive, viable and safe communities
Vibrant Wales	Positive – Ensuring all communities housing needs are supported
Globally responsible Wales	Positive – The HRA Business Plan will contribute to the improvement of the economic, social, environmental and cultural wellbeing of Wales.

<b>4.00</b>	<b>CONSULTATIONS REQUIRED / CARRIED OUT</b>
4.01	Detailed consultation will be undertaken with tenants and elected members to inform the preparation of the WHQS investment programme.
4.02	Full local consultation is carried out for each new build scheme.

<b>5.00</b>	<b>APPENDICES</b>
5.01	Appendix A – Summary HRA Rent Charges 2023/24.
5.02	Appendix B – Draft 30 Year HRA Financial Business Plan Summary.
5.03	Appendix C – Draft Capital Programme 2023/24.
5.04	Appendix D – Draft Pressures and Efficiencies 2023/24.

<b>6.00</b>	<b>LIST OF ACCESSIBLE BACKGROUND DOCUMENTS</b>
6.01	None.

<b>7.00</b>	<b>CONTACT OFFICER DETAILS</b>
7.01	<b>Contact Officer:</b> Vicky Clark, Chief Officer Housing and Communities <b>Telephone:</b> 01352 702500 <b>E-mail:</b> <a href="mailto:vicky.clark@flintshire.gov.uk">vicky.clark@flintshire.gov.uk</a>

<b>8.00</b>	<b>GLOSSARY OF TERMS</b>
8.01	<p><b>Financial Year:</b> the period of 12 months commencing on 1 April 2023.</p> <p><b>Revenue:</b> a term used to describe the day-to-day costs of running Council services and income deriving from those services. It also includes charges for the repayment of debt, including interest, and may include direct financing of capital expenditure.</p> <p><b>Capital expenditure:</b> money spent by the organisation on acquiring or maintaining fixed assets, such as land, buildings, and equipment.</p> <p><b>Budget:</b> a statement expressing the Council’s policies and service levels in financial terms for a particular financial year. In its broadest sense it includes both the revenue budget and capital programme and any authorised amendments to them.</p> <p><b>Treasury Management:</b> the Council has adopted the Chartered Institute of Public Finance Accountants (CIPFA) Treasury Management in the Public Services: Code of Practice. Treasury Management is conducted in accordance with the Council’s Treasury Management Policy and Strategy Statement and Treasury Management Practices which are both reviewed</p>

annually. All borrowing and long-term financing is made in accordance with CIPFA's Prudential Code.

**Major Repairs Allowance:** Welsh Government grant paid to local authorities in Wales who still manage and maintain their council housing.

## Appendix A

HRA Proposed Average Rent Charges					
2023/24					
Property Type	No. of Properties	Target Rent 23/24	Proposed 23/24 Transitional Rent	Variance to Target Rent	
G1Bedsit	22	£ 80.36	£ 76.58	£	(3.79)
G1bungalow	12	£ 99.92	£ 95.28	£	(4.65)
G1Flat	158	£ 90.41	£ 85.57	£	(4.84)
GNB1Apartment	22	£ 94.93	£ 90.69	£	(4.24)
G1House	3	£ 99.92	£ 85.09	£	(14.83)
G2Bungalow	3	£ 111.03	£ 106.03	£	(5.00)
GNB2Bungalow	8	£ 116.58	£ 112.33	£	(4.25)
G2Flat	310	£ 100.45	£ 95.65	£	(4.80)
GNB2Apartment	24	£ 105.47	£ 101.21	£	(4.26)
G2House	703	£ 111.03	£ 104.89	£	(6.13)
GNB2House	68	£ 116.58	£ 110.92	£	(5.65)
G2Maisonette	9	£ 100.45	£ 95.70	£	(4.75)
G3Bungalow	4	£ 122.13	£ 116.51	£	(5.62)
G3Flat	34	£ 110.50	£ 105.32	£	(5.18)
G3Maisonette	1	£ 110.50	£ 105.18	£	(5.32)
G3House	3,112	£ 122.13	£ 114.03	£	(8.09)
GNB3House	32	£ 128.23	£ 122.62	£	(5.61)
G4House	136	£ 133.23	£ 122.44	£	(10.79)
GNB4House	1	£ 139.89	£ 136.45	£	(3.44)
G5House	5	£ 144.33	£ 130.66	£	(13.67)
G6House	6	£ 151.55	£ 137.38	£	(14.17)
M1Mini Group Bungalow	299	£ 99.92	£ 95.06	£	(4.86)
M1Mini Group Flat	115	£ 90.41	£ 86.11	£	(4.30)
M2Mini Group Bungalow	94	£ 111.03	£ 104.97	£	(6.05)
M2Mini Group Flat	24	£ 100.45	£ 95.48	£	(4.97)
M3Mini Group Bungalow	1	£ 122.13	£ 116.27	£	(5.86)
S1Sheltered Bedsit	64	£ 80.36	£ 76.55	£	(3.81)
S1Sheltered Bungalow	848	£ 99.92	£ 94.96	£	(4.96)
S1Sheltered Flat	322	£ 90.41	£ 86.08	£	(4.33)
S1Sheltered House	1	£ 99.92	£ 95.12	£	(4.80)
S2Sheltered Bungalow	512	£ 111.03	£ 104.72	£	(6.30)
SNB2Sheltered Bungalow	4	£ 116.58	£ 113.70	£	(2.88)
S2Sheltered Flat	305	£ 100.45	£ 95.62	£	(4.83)
S2Sheltered House	1	£ 111.03	£ 104.79	£	(6.24)
S2Wardens Bungalow	3	£ 111.03	£ 105.68	£	(5.35)
S2Wardens Flat	4	£ 100.45	£ 95.61	£	(4.84)
S2Wardens House	1	£ 111.03	£ 105.84	£	(5.19)
S3Sheltered Bungalow	2	£ 122.13	£ 116.75	£	(5.38)
S3Wardens Bungalow	15	£ 122.13	£ 116.35	£	(5.78)
S3Wardens Flat	1	£ 110.50	£ 105.18	£	(5.32)
S3Wardens House	20	£ 122.13	£ 115.07	£	(7.06)
S4Wardens Flat	1	£ 120.54	£ 114.74	£	(5.80)
SO3Shared ownership houses	11	£ 122.13	£ 104.01	£	(18.12)
<b>Total</b>	<b>7,321</b>	<b>£ 111.61</b>	<b>£ 105.03</b>	<b>£</b>	<b>(6.59)</b>

**Note**

G = General Need

GNB = General Needs New Build

S = Sheltered

M = Mini Group (over 55s with no warden service)

SO = Shared Ownership - pro rata to % of ownership

The number equates to the number of bedrooms the property has for example a G3house is a general need 3 bed house.

Mae'r dudalen hon yn wag yn bwrpasol



Year		Income			Expenditure							Net	Other Charges			Balance	Reserves				Capital Funding						CapEx		
Yr	Financial Year	Net Rental Income	Total Other Income	Total Net Income	Estate Man	Landlord Svcs	R&M	Man & Support	Debt Man Expense	Bad Debts	Total Net Spend	Net Income From Services	Interest Charges	Payment of Loans	CERA	Surplus / (Deficit) for Year	Balance B/F	Balance C/F	7% of Spend	Check Balance	CERA	MRA	Regen Works	New Build PB	ORP Funding	Capital Receipts/ Energy FIT	Total Capital Funding	Total Capital Prog	
		£'000	£'000	£'000	£'000	£'000	£'000	£'000	£'000	£'000	£'000	£'000	£'000	£'000	£'000	£'000	£'000	£'000	£'000	£'000	£'000	£'000	£'000	£'000	£'000	£'000	£'000	£'000	£'000
1	2023.24	38,802	1,019	39,821	3,229	1,965	12,150	2,804	45	540	20,734	19,087	5,272	1,693	12,712	(589)	3,367	2,778	2,710	Ok	12,712	4,978	2,200	7,668	1,600	300	29,457	29,457	
2	2024.25	40,805	1,004	41,810	3,293	2,009	12,475	3,014	46	563	21,401	20,409	5,645	1,843	12,373	548	2,778	3,326	2,759	Ok	12,373	4,978	4,000	9,304	0	300	30,955	30,955	
3	2025.26	41,539	950	42,489	2,732	2,059	12,324	3,282	47	566	21,009	21,480	5,999	2,038	12,723	721	3,326	4,047	2,781	Ok	12,723	4,978	4,000	5,234	0	300	27,235	27,235	
4	2026.27	42,894	936	43,830	2,786	2,100	12,632	3,461	48	581	21,608	22,222	6,290	2,187	12,930	815	4,047	4,862	2,858	Ok	12,930	4,978	4,000	6,287	0	300	28,494	28,494	
5	2027.28	44,339	948	45,287	2,842	2,142	12,902	3,677	49	595	22,207	23,079	6,594	2,353	13,294	839	4,862	5,701	2,947	Ok	13,294	4,978	4,000	6,255	0	300	28,827	28,827	
6	2028.29	45,539	961	46,500	2,899	2,185	13,183	3,779	50	611	22,706	23,794	6,893	2,521	13,665	715	5,701	6,416	3,028	Ok	13,665	4,978	4,000	6,380	0	300	29,323	29,323	
7	2029.30	46,762	974	47,736	2,957	2,228	13,469	3,883	51	626	23,215	24,522	7,194	2,694	14,044	590	6,416	7,005	3,112	Ok	14,044	4,978	4,000	6,638	0	300	29,960	29,960	
8	2030.31	48,903	991	49,895	3,016	2,273	13,762	3,990	52	654	23,747	26,147	7,495	2,874	14,430	1,349	7,005	8,354	3,197	Ok	14,430	4,978	4,000	6,771	0	300	30,479	30,479	
9	2031.32	49,284	1,000	50,284	3,076	2,318	14,090	4,100	53	658	24,296	25,988	7,662	3,059	14,825	442	8,354	8,796	3,275	Ok	14,825	4,978	4,000	0	0	300	24,103	24,103	
10	2032.33	50,431	1,014	51,445	3,138	2,365	14,355	4,197	54	673	24,782	26,663	7,696	3,167	15,227	573	8,796	9,370	3,339	Ok	15,227	4,978	4,000	0	0	300	24,505	24,505	
11	2033.34	51,439	1,028	52,468	3,200	2,412	14,642	4,281	55	687	25,277	27,190	7,650	3,278	15,787	476	9,370	9,846	3,410	Ok	15,787	4,978	0	0	0	300	21,065	21,065	
12	2034.35	52,468	1,042	53,511	3,264	2,460	14,935	4,367	56	700	25,783	27,728	7,524	3,343	16,276	584	9,846	10,430	3,471	Ok	16,276	4,978	0	0	0	300	21,554	21,554	
13	2035.36	54,517	1,062	55,578	3,330	2,510	15,233	4,454	57	728	26,312	29,266	7,396	3,410	16,777	1,684	10,430	12,114	3,534	Ok	16,777	4,978	0	0	0	300	22,055	22,055	
14	2036.37	54,588	1,072	55,660	3,396	2,560	15,572	4,543	58	729	26,858	28,801	7,265	3,478	17,139	920	12,114	13,033	3,588	Ok	17,139	4,978	0	0	0	300	22,417	22,417	
15	2037.38	55,680	1,087	56,766	3,464	2,611	15,849	4,634	60	743	27,361	29,406	7,131	3,548	17,662	1,064	13,033	14,097	3,651	Ok	17,662	4,978	0	0	0	300	22,940	22,940	
16	2038.39	56,793	1,102	57,895	3,534	2,663	16,166	4,727	61	758	27,908	29,987	6,995	3,619	18,198	1,175	14,097	15,273	3,717	Ok	18,198	4,978	0	0	0	300	23,476	23,476	
17	2039.40	57,929	1,118	59,047	3,604	2,716	16,489	4,821	62	773	28,466	30,581	6,856	3,691	18,746	1,287	15,273	16,560	3,785	Ok	18,746	4,978	0	0	0	300	24,024	24,024	
18	2040.41	59,088	1,134	60,222	3,676	2,771	16,819	4,918	63	789	29,036	31,186	6,714	3,765	19,306	1,400	16,560	17,960	3,854	Ok	19,306	4,978	0	0	0	300	24,584	24,584	
19	2041.42	61,395	1,156	62,550	3,750	2,826	17,194	5,016	65	820	29,671	32,879	6,570	3,841	19,880	2,589	17,960	20,549	3,928	Ok	19,880	4,978	0	0	0	300	25,158	25,158	
20	2042.43	61,475	1,167	62,642	3,825	2,883	17,498	5,116	66	821	30,209	32,433	6,423	3,917	20,383	1,711	20,549	22,260	3,991	Ok	20,383	4,978	0	0	0	300	25,661	25,661	
21	2043.44	62,704	1,184	63,888	3,901	2,940	17,848	5,219	67	837	30,813	33,076	6,272	3,996	21,046	1,762	22,260	24,022	4,069	Ok	21,046	4,978	0	0	0	300	26,324	26,324	
22	2044.45	63,958	1,201	65,160	3,979	2,999	18,205	5,323	69	854	31,429	33,731	6,119	4,076	21,570	1,967	24,022	25,988	4,138	Ok	21,570	4,978	0	0	0	300	26,848	26,848	
23	2045.46	65,238	1,219	66,457	4,059	3,059	18,569	5,429	70	871	32,058	34,399	5,962	4,157	22,103	2,176	25,988	28,165	4,209	Ok	22,103	4,978	0	0	0	300	27,381	27,381	
24	2046.47	66,542	1,237	67,780	4,140	3,120	18,986	5,538	71	888	32,744	35,035	5,803	4,240	22,498	2,494	28,165	30,659	4,273	Ok	22,498	4,978	0	0	0	300	27,776	27,776	
25	2047.48	69,140	1,014	70,155	4,223	3,183	19,319	5,649	73	924	33,370	36,785	5,640	4,325	23,054	3,766	30,659	34,424	4,344	Ok	23,054	4,978	0	0	0	300	28,332	28,332	
26	2048.49	69,231	1,027	70,258	4,307	3,246	19,706	5,762	74	924	34,020	36,238	5,474	4,412	23,620	2,732	34,424	37,156	4,418	Ok	23,620	4,978	0	0	0	300	28,898	28,898	
27	2049.50	70,615	1,046	71,662	4,394	3,311	20,100	5,877	76	943	34,700	36,962	5,305	4,500	24,198	2,959	37,156	40,115	4,494	Ok	24,198	4,978	0	0	0	300	29,476	29,476	
28	2050.51	72,028	1,066	73,093	4,481	3,378	20,502	5,995	77	962	35,394	37,699	5,132	4,590	24,788	3,190	40,115	43,305	4,572	Ok	24,788	4,978	0	0	0	300	30,066	30,066	
29	2051.52	73,468	1,086	74,554	4,571	3,445	20,965	6,114	79	981	36,155	38,399	4,956	4,682	25,389	3,373	43,305	46,677	4,655	Ok	25,389	4,978	0	0	0	300	30,667	30,667	
30	2052.53	75,011	1,106	76,117	4,662	3,514	21,383	6,237	80	1,001	36,878	39,240	4,776	4,775	26,002	3,686	46,677	50,363	4,736	Ok	26,002	4,978	0	0	0	300	31,280	31,280	

Mae'r dudalen hon yn wag yn bwrpasol

## HRA Capital Programme 2023/24

## Appendix C

HRA Capital Programme	£'m
<b>WHQS</b>	
Internal Works	3.391
Envelope Works	7.340
Externals	1.830
Renewables / Alternative Technology	2.312
<b>Total WHQS</b>	<b>14.873</b>
<b>Non WHQS</b>	
Disabled Facility Grants (DFG) - Mandatory/ Minor Adaps	1.100
Major Works	0.747
Fire Risk Assessments Work	1.650
<b>Total Non WHQS</b>	<b>3.497</b>
<b>Fees</b>	
Capitalised salaries	<b>1.221</b>
<b>Regeneration of stock</b>	
Estate remodelling	2.200
<b>SHARP Programme</b>	
Programme Spend	7.353
Capitalised salaries @ 4%	0.315
<b>Total SHARP Programme</b>	<b>7.668</b>
<b>Total Capital Spend</b>	<b>29.457</b>

Mae'r dudalen hon yn wag yn bwrpasol

## Housing Revenue Account - Pressures and Efficiencies 2023/24

## Base Budget (5%)

HRA - SUMMARY OF RECURRING INCOME	What we have assumed	Type	Notes
	£m		
<b>Recurring Income</b>			
Rent Inflation	(1.935)	R	Rent increase modelled at 5%
Service Charge Income	0.000	R	Full cost recovery of service charges
Corporate support services recharge	(0.238)	R	Reduction of support services recharged from the Council Fund
Reduction of Bad Debt Provision %	(0.039)	R	Provision reduced in line with recent year's spend
<b>One Year Efficiencies / Pressures Dropping out</b>			
Quality Assurance	(0.021)	N	One-off pressure dropping out
<b>Total Income/Efficiencies</b>	<b>(2.233)</b>		
HRA - SUMMARY OF RECURRING PRESSURES	What we have assumed	Type	Notes
	£m		
<b>Uncontrollable - Recurring Pressures</b>			
Revenue Inflation	0.281	R	Standard Inflation at 3%
Pay Inflation	0.372	R	Pay inflation estimate
Capital Programme Inflation	0.746	R	Capital Inflation at 4.5%
Fleet Inflation	0.150	R	Fleet and Fuel inflation
Communal Heating - Individual sub metering for tenants	0.091	R	Introduction of sub meters - costs including communal spaces and admin
Legal/Insurance costs	0.100	R	Increasing legal and insurance excess costs
Welsh Water withdrawal - loss of commission	0.491	R	Welsh Water withdrawal of commission costs from 1/4/23
Void rent loss % increase; Including Utilities	0.277	R	Forecast at 2.70%
Garage demolition programme	0.053	R	Reduction in Garage rent collected; 55% void
On-Going DRS Software Costs	0.030	R	Previously approved IT Software costs
Digitalisation of Alarms in Sheltered Accommodation	0.353	N	Regulation works - All lines/alarms to be digital end 2025 - 2 year programme
<b>Total Uncontrollable Pressures</b>	<b>2.944</b>		
<b>Controllable</b>			
Service charge cost inflation	0.059	R	Service Charge Freeze for 2023/24
Caretaker service	0.203	R	Service Charge Freeze for 2023/24
Tenant Support Fund	0.250	N	Hardship Funding - initially a 2 year programme of support to tenants facing hardship in response to assurances sought from WG
WHQS programme of Works	1.564	R	Capital programme
Void Costs/Void Standard	0.450	N	Backlog of Voids to bring up to lettable standard - 2 year programme
<b>Total Controllable</b>	<b>2.526</b>		
<b>Total Costs/Pressures</b>	<b>5.470</b>		
<b>Net Pressure/(Efficiency)</b>	<b>3.237</b>		

Mae'r dudalen hon yn wag yn bwrpasol

# Eitem ar gyfer y Rhaglen 7



## CABINET

<b>Date of Meeting</b>	Tuesday, 17 <sup>th</sup> January, 2023
<b>Report Subject</b>	Waste Strategy Review
<b>Cabinet Member</b>	Deputy Leader of the Council and Cabinet Member for Streetscene and Regional Transport Strategy
<b>Report Author</b>	Chief Officer (Streetscene and Transportation)
<b>Type of Report</b>	Strategic

### **EXECUTIVE SUMMARY**

Ordinarily, the waste strategy would be reviewed every three years. Over the last five years, we have reviewed our waste strategy three times with the most recent review being the 'Target 70' report in July 2021. These reviews have allowed us to implement major service changes, which have contributed to improving the way we deliver our waste and recycling services.

The reviews have always ensured that the Council aligns and operates to Welsh Government policy and strategy, and as an authority, we currently follow the collections blueprint as set out in the Municipal Waste Sector Plan. In its current waste strategy 'Beyond Recycling', the Welsh Government set statutory targets for local authorities in Wales to reuse, recycle or compost a minimum of 64% of waste by 2022-23, and 70% of waste by 2024-25.

However, from being at a peak in performance in 2018-19 at 69.16%, our recycling performance levels in Flintshire have progressively decreased, year on year. The COVID-19 pandemic and associated restrictions have had a significant impact. The purpose of this review is to focus on achieving the statutory recycling targets and avoiding financial penalties if we fail to achieve them.

Following two all-Member workshops in November 2022, this report outlines how we propose to minimise waste and maximise recycling in order to improve our recycling performance and achieve the statutory recycling targets.

### **RECOMMENDATIONS**

1	That Cabinet notes the Council's current recycling performance against statutory targets along with the associated risks.
2	That Cabinet considers the options presented for alternative waste collection delivery models in order to achieve the statutory recycling targets set by Welsh Government and supports the proposal to pilot a reduction in collection frequencies in one area of the county.
3	That Cabinet approves the proposal to increase the garden waste subscription fee to recover increasing operational costs.

**REPORT DETAILS**

1.00	REVIEW OF THE COUNCIL’S COLLECTION WASTE STRATEGY										
1.01	<p>In 2010, Welsh Government (WG) published its policy for dealing with municipal waste in Wales ‘Towards Zero Waste’ (TZW). The policy set out statutory recycling targets for all Councils in Wales to meet.</p> <p>In June 2010, the Council adopted its own Municipal Waste Strategy. The strategy contained a number of key actions, which were required to meet the challenging targets set out in TZW.</p> <p>In 2011, WG published its Municipal Sector Plan, a partnering document to TZW, which provided guidance to Welsh Councils in the form of a Collections Blueprint, which outlines WG’s recommended service profile for the collection of waste from households. The Blueprint provides a system that, if adopted across the whole of Wales by all local authorities, would result in high rates of high quality recycling, significant cost savings and improved sustainable development outcomes. The Blueprint aims to help local authorities achieve the recycling targets set in the Waste (Wales) Measure 2010 and ensure that we provide the best overall service for the people of Wales and future generations.</p>										
1.02	<p>In 2021, WG published its strategy ‘Beyond Recycling: Making the Circular Economy a Reality in Wales’, which aims to create an economy where we value resources and materials by keeping them in use for as long as possible and avoid all waste. Central to this strategy is The Waste Hierarchy, which ranks waste prevention and waste management options according to what is best for the environment. It gives top priority to waste prevention and reduction in the first place, followed by re-use, then recycling and composting, then other recovery (e.g. energy from waste), and last of all disposal (i.e. landfill).</p> <p>The Waste (Wales) Measure 2010 sets out the progressive annual targets for Welsh local authorities in relation to recycling, preparation for re-use and composting and The Recycling, Preparation for Re-use and Composting Targets (Definitions) (Wales) Order 2011 and The Recycling, Preparation for Re-use and Composting Targets (Monitoring and Penalties) (Wales) Regulations 2011 set out the obligations for local authorities in Wales to comply with the requirements.</p> <p>The targets set in the Waste (Wales) Measure 2010 are minimum recovery (i.e. recycling, preparation for re-use and composting) targets. Which are detailed in the table below: -</p> <table border="1" data-bbox="268 1641 1409 1720"> <thead> <tr> <th></th> <th>2012-2013</th> <th>2015-2016</th> <th>2019-2020</th> <th>2024-2025</th> </tr> </thead> <tbody> <tr> <td>Recovery Target %</td> <td>At least 52%</td> <td>At least 58%</td> <td>At least 64%</td> <td>At least 70%</td> </tr> </tbody> </table>		2012-2013	2015-2016	2019-2020	2024-2025	Recovery Target %	At least 52%	At least 58%	At least 64%	At least 70%
	2012-2013	2015-2016	2019-2020	2024-2025							
Recovery Target %	At least 52%	At least 58%	At least 64%	At least 70%							
1.03	<p>In response to these challenging targets, over the last five years alone, we have reviewed our waste strategy three times with the most recent review being the ‘Target 70’ report in July 2021. These reviews have allowed us to implement major service changes, which have contributed to improving the way we deliver our waste and recycling services. The reviews have always ensured that the Council aligns and operates to Welsh Government policy and strategy. As an authority, we currently follow the Collections Blueprint as set out in the Municipal Waste Sector Plan for the delivery of domestic waste and recycling collections.</p>										



1.04	<p>However, from being at a peak in performance in 2018-19 at 69.16%, our recycling performance levels in Flintshire have progressively decreased, year on year. The COVID-19 pandemic and associated restrictions have had a significant impact.</p> <p>The table below details our actual performance levels over the last 4 years against the statutory recycling targets set by Welsh Government: -</p> <table border="1" data-bbox="264 338 1441 528"> <thead> <tr> <th>Year</th> <th>Target</th> <th>Actual Performance</th> </tr> </thead> <tbody> <tr> <td>2018-19</td> <td>58%</td> <td>69.16%</td> </tr> <tr> <td>2019-20</td> <td>64%</td> <td>65.85%</td> </tr> <tr> <td>2020-21</td> <td>64%</td> <td>63.98%</td> </tr> <tr> <td>2021-22</td> <td>64%</td> <td>60.08%</td> </tr> </tbody> </table>	Year	Target	Actual Performance	2018-19	58%	69.16%	2019-20	64%	65.85%	2020-21	64%	63.98%	2021-22	64%	60.08%													
Year	Target	Actual Performance																											
2018-19	58%	69.16%																											
2019-20	64%	65.85%																											
2020-21	64%	63.98%																											
2021-22	64%	60.08%																											
1.05	<p>Under the legislation, Welsh Government has the powers to levy fines, which are known as infraction fines. The amount of financial penalty to which a local authority is liable under section 3(7) of the Measure is £200 per tonne by which a local authority falls short of the target amount.</p> <p>Where a local authority is liable to a penalty under section 3(7) of the Measure or under the Regulations, the Welsh Ministers may either waive the penalty, or assess the amount due by way of penalty and notify the local authority accordingly.</p>																												
1.06	<p>In 2020-21, in Flintshire we missed the recycling target by just 17 tonnes, which, had Welsh Government chosen to use their powers, could have resulted in infraction fines of £3,400.</p> <p>In 2021-22, the recycling target has been missed by 3,314 tonnes, which could equate to a potential infraction fine of £662,888 if Welsh Government chose to levy a financial penalty.</p> <p>The table below outlines current overall waste arising, recycling performance and potential fines that could levied by Welsh Government to Flintshire for failing to achieve the statutory recycling targets: -</p> <table border="1" data-bbox="264 1373 1441 1697"> <thead> <tr> <th rowspan="2">Year</th> <th rowspan="2">Total MSW (t)</th> <th colspan="2">Total Recycling, Reuse, Composting Actual Performance</th> <th colspan="2">Target</th> <th rowspan="2">Difference to Target (t)</th> <th rowspan="2">Penalty liable (£)</th> </tr> <tr> <th>(%)</th> <th>(t)</th> <th>(%)</th> <th>(t)</th> </tr> </thead> <tbody> <tr> <td>2020/21</td> <td>81,333</td> <td><b>63.98</b></td> <td>52,036</td> <td><b>64</b></td> <td>52,053</td> <td>-17</td> <td><b>3,400</b></td> </tr> <tr> <td>2021/22</td> <td>84,496</td> <td><b>60.08</b></td> <td>50,763</td> <td><b>64</b></td> <td>54,077</td> <td>-3,314</td> <td><b>662,800</b></td> </tr> </tbody> </table> <p>For the first two quarters of 2022/23 reported municipal waste arisings have showed an improvement in our recycling performance to 63.17%. If this performance was to be sustained to the end of the reporting year then the estimated shortfall in tonnage is estimated be circa 622 tonnes, which could result in a potential infraction fine of £124,428. However, since September 2022 we have seen increases in the amount of residual waste collected following a sustained decrease in the months April-August. This, along with the seasonal decreases in tonnage of recyclable waste, such as garden waste, means that the performance of 63.17% is unlikely to be sustained to the end of the reporting year thus decreasing recycling performance against the statutory target and increasing potential fines.</p>	Year	Total MSW (t)	Total Recycling, Reuse, Composting Actual Performance		Target		Difference to Target (t)	Penalty liable (£)	(%)	(t)	(%)	(t)	2020/21	81,333	<b>63.98</b>	52,036	<b>64</b>	52,053	-17	<b>3,400</b>	2021/22	84,496	<b>60.08</b>	50,763	<b>64</b>	54,077	-3,314	<b>662,800</b>
Year	Total MSW (t)			Total Recycling, Reuse, Composting Actual Performance		Target				Difference to Target (t)	Penalty liable (£)																		
		(%)	(t)	(%)	(t)																								
2020/21	81,333	<b>63.98</b>	52,036	<b>64</b>	52,053	-17	<b>3,400</b>																						
2021/22	84,496	<b>60.08</b>	50,763	<b>64</b>	54,077	-3,314	<b>662,800</b>																						

1.07	<p>Since the implementation of our managed weekly collection we have seen a year on year decrease in the amount of residual waste collected at the kerbside. This had been progressive and demonstrated our continual improvement in reducing residual waste sent for final disposal.</p> <p>However, in the year 2020/21 we had observed that this trend has been reversed and we saw an unprecedented increase in residual waste tonnages of over 9% due to the pandemic and people’s lifestyle changes. This change in trend meant that the level of residual waste collected had returned to that last seen in 2016/17.</p> <p>Since 2021/22, we have begun to see decreasing residual waste tonnages year on year. The following table outlines the total residual waste tonnages collected: -</p> <table border="1" data-bbox="268 577 1444 954"> <thead> <tr> <th>Residual Waste Collected (Year)</th> <th>Residual Waste Collected (Tonnage)</th> <th>Percentage Decrease/Increase from Previous year</th> </tr> </thead> <tbody> <tr> <td>2016/17</td> <td>33,733.74</td> <td>-4.45%</td> </tr> <tr> <td>2017/18</td> <td>32,846.37</td> <td>-2.63%</td> </tr> <tr> <td>2018/19</td> <td>31,300.74</td> <td>-4.71%</td> </tr> <tr> <td>2019/20</td> <td>30,843.96</td> <td>-1.46%</td> </tr> <tr> <td>2020/21</td> <td>33,728.65</td> <td>+9.35%</td> </tr> <tr> <td>2021/22</td> <td>32,963.27</td> <td>-2.27%</td> </tr> <tr> <td>2022/23</td> <td>31,010.78*</td> <td>-5.92%</td> </tr> </tbody> </table> <p><i>*estimated tonnage for Dec 2022 to March 2023, which could increase if current trend continues.</i></p>	Residual Waste Collected (Year)	Residual Waste Collected (Tonnage)	Percentage Decrease/Increase from Previous year	2016/17	33,733.74	-4.45%	2017/18	32,846.37	-2.63%	2018/19	31,300.74	-4.71%	2019/20	30,843.96	-1.46%	2020/21	33,728.65	+9.35%	2021/22	32,963.27	-2.27%	2022/23	31,010.78*	-5.92%
Residual Waste Collected (Year)	Residual Waste Collected (Tonnage)	Percentage Decrease/Increase from Previous year																							
2016/17	33,733.74	-4.45%																							
2017/18	32,846.37	-2.63%																							
2018/19	31,300.74	-4.71%																							
2019/20	30,843.96	-1.46%																							
2020/21	33,728.65	+9.35%																							
2021/22	32,963.27	-2.27%																							
2022/23	31,010.78*	-5.92%																							
1.08	<p>For the year 2021/22, whilst Flintshire did not meet the statutory target, three Welsh local authorities did exceed the minimum target of 70% for 2024/25 and twelve authorities surpassed the target of 64%.</p> <p>As a result, it has been key for us to understand why our performance has progressively decreased and consequently, a recent compositional analysis has been undertaken in partnership with Welsh Government. This involves a physical waste compositional analysis where samples are collected from kerbside collections, including residual waste, food waste and recycling.</p>																								
1.09	<p>Whilst work is still underway to verify the analysis, the initial results have shown that up to 50% of what is placed in the residual waste (black) bins by residents in Flintshire is recyclable material. Furthermore, 27% of the black bin contents was found to be food waste, a significant amount of which was considered to be in an edible condition.</p> <p>With a separate weekly kerbside collection service available for food waste and weekly collection for recycling, the current situation is not sustainable and remains a significant risk to the local authority.</p>																								
1.10	<p>With the Welsh Government target of 70% approaching in 2024-25, further consideration has to be given as to how this target will be achieved.</p> <p>In response, two all-Members workshops were held on 9 November 2022 (10am and 5pm) in order to explore the options. The agenda for those workshops is detailed in <b>Appendix 1</b>.</p>																								

1.11	<p>The workshops were delivered in two parts: first, a presentation was provided by officers to give an overview of the current recycling and waste collection operations, the legislative background, current policy and procedures, statutory targets and the council's recycling performance.</p> <p>The second part was allocated for members to consider a number of questions and provide their comments, suggestions and ideas as to how as a local authority we could achieve the statutory targets. The questions asked of members included:</p> <ul style="list-style-type: none"> <li>• How are we going to achieve the 70% recycling target by 2024-2025?</li> <li>• How are we going to reduce the amount of residual waste produced by residents?</li> <li>• How are we going to ensure that we do not receive substantial infraction fines?</li> <li>• What more can we do?</li> </ul> <p>A copy of the slide deck presented to members at the workshop is detailed in <b>Appendix 2.</b></p>
1.12	<p>The feedback received by members was comprehensive and some of the general themes included:</p> <ul style="list-style-type: none"> <li>• Improving education and engagement to change behaviours;</li> <li>• Members sharing information in newsletters to residents</li> <li>• Improving engagement with schools to promote recycling to children</li> <li>• Learning from those local authorities that are already achieving the targets</li> <li>• Appealing to Welsh Government for support on achieving the targets</li> <li>• Improving availability of replacement bags and boxes for recycling</li> <li>• Promoting repair and reuse as well as schemes like reusable nappies to reduce waste</li> <li>• Using information from the crews and enforcement teams to focus campaigns in areas where there is low participation in recycling</li> <li>• Taking robust enforcement action if residents do not recycle or comply</li> <li>• Expanding the use of RFID technology to monitor participation and performance</li> <li>• Introducing a chargeable trade waste collection service to improve recycling yields</li> <li>• Changing waste collection frequencies or reducing the capacity of the black bin, which would require financial investment.</li> </ul>
1.13	<p>The individual comments, suggestions and questions gathered from elected members during the workshops are being collated into an action plan and will be used to produce a set of frequently asked questions (FAQs) to assist with information and understanding. Where possible, any changes will be considered in line with current policy and within available resources.</p>
1.14	<p>Given that it has been demonstrated that nearly 50% of the contents of the residual waste bin is filled with materials that could have been recycled and that the current target of 64% is not being achieved, the risk of not achieving the 70% target by 2024-25 remains significant and has been documented as a red risk on the portfolio's risk register.</p>

1.15	<p>The Welsh Government's priorities for collection are stipulated as the provision of kerbside collection services that reduce residual waste arisings, collect high levels of clean recyclables in ways that can be recycled 'closed loop' and locally (preferably in Wales or elsewhere in the UK) and at lowest overall financial cost, and in ways that help elicit the desired behavioural changes amongst householders, whilst at the same time providing convenience. A key measure introduced by a number of other local authorities across Wales is to limit how much waste households can throw away. By restricting the capacity of the residual waste bin, people are encouraged to make more use of the recycling kerbside collection service.</p>
1.16	<p>As a result of the deteriorating recycling performance levels and increasing residual waste tonnages, consideration now needs to be given to changing the provision of kerbside collections with a view to reducing residual waste arisings, which can be achieved by either changing the capacity of the residual waste bin or by changing the frequency of waste collections.</p> <p>In order to maximise financial efficiency and sustainability outcomes, as well as increase recycling performance, a comparative assessment of service delivery options has been undertaken of local authorities across Wales, the findings for which are detailed as follows: -</p> <ul style="list-style-type: none"> <li>• Four weekly collections with a 240 litre bin (60 litres/week)</li> <li>• Three weekly collections with 180 litre bin (60 litres/week)</li> <li>• Two weekly collections with a 140 litre bin (70 litres/week)</li> </ul> <p>Or</p> <ul style="list-style-type: none"> <li>• Four weekly collections with 4 waste sacks (60 litres/week)</li> <li>• Three weekly collections with 3 waste sacks (60 litres/week)</li> <li>• Two weekly collections with 2 waste sacks (60 litres/week)</li> </ul>
1.17	<p>A comparison of a number of waste collection models across Wales has taken place previously and it was clear that restricting residual waste improves recycling levels, which in turn has a significant impact on recycling performance.</p> <p>Looking across the different types of models, the average improvement was found to be as follows: -</p> <ul style="list-style-type: none"> <li>➤ Overall reduction in household residual waste (incl. HWRCs) of 18%</li> <li>➤ Increase in kerbside dry recycling of 13%</li> <li>➤ Increase in food waste capture of 21%</li> </ul> <p>However, it has been determined that a 60 litres/week residual waste restriction has the highest impact on reducing residual waste and improving recycling performance. Reducing residual waste capacity to 60 litres/week has seen the following average improvements: -</p> <ul style="list-style-type: none"> <li>➤ Overall reduction in household residual waste (incl. HRC) of 30%</li> <li>➤ Increase in kerbside dry recycling of 17%</li> <li>➤ Increase in food waste capture of 28%</li> </ul> <p>To demonstrate what this would mean in relation to the waste arising seen in Flintshire for the two-year period during which we have not achieved target, <b>Appendix 3</b> provides an indication of the potential improvement in recycling performance using the previously observed improvements.</p>

1.18	<p>As well as ensuring that we meet the statutory targets set by Welsh Government, a reduction in waste arising and increased recycling performance would bring financial savings, as the cost of disposing residual waste is significantly higher than that of recyclable waste, which can bring an income for recyclable materials.</p> <p>For the two options highlighted in 1.11 <b>Appendix 4</b> details the potential savings associated with recycling residual waste and increasing recycling.</p>																				
1.19	<p><b><u>Considerations</u></b></p> <p>If the collection frequency changed from the current fortnightly model, this would have an impact on required resources to deliver the collection services.</p> <p>The following table outlines the estimated operational costs for the provision of the current model and those for a three or four-weekly collection cycle: -</p> <table border="1" data-bbox="268 689 1393 1205"> <thead> <tr> <th></th> <th>2 Weekly Collections</th> <th>3 Weekly Collections</th> <th>4 Weekly Collections</th> </tr> </thead> <tbody> <tr> <td>Properties per Week</td> <td>36,210</td> <td>27,176</td> <td>18,124</td> </tr> <tr> <td>Vehicles per Day</td> <td>5</td> <td>4</td> <td>3</td> </tr> <tr> <td>Operatives per Week</td> <td>22</td> <td>16</td> <td>13</td> </tr> <tr> <td>Labour Cost per Year</td> <td>£770,000</td> <td>£560,000</td> <td>£455,000</td> </tr> </tbody> </table> <p>Operational savings would be realised through a reduction in the number of operatives required per week on residual waste rounds. These operatives would be allocated to alternative areas of the Service Delivery team to reduce the reliance on agency staff. The reductions above could potentially save up to £210,000 (three-weekly collections) or £315,000 (four-weekly collections) per year.</p>		2 Weekly Collections	3 Weekly Collections	4 Weekly Collections	Properties per Week	36,210	27,176	18,124	Vehicles per Day	5	4	3	Operatives per Week	22	16	13	Labour Cost per Year	£770,000	£560,000	£455,000
	2 Weekly Collections	3 Weekly Collections	4 Weekly Collections																		
Properties per Week	36,210	27,176	18,124																		
Vehicles per Day	5	4	3																		
Operatives per Week	22	16	13																		
Labour Cost per Year	£770,000	£560,000	£455,000																		
1.20	<p>A change in collection frequency may require consideration of changes to the container size or container types, which would involve further considerations, including funding, health and safety impact on crews, compatibility with vehicles and storage for residents.</p> <p>Capital funding would be required to procure alternative sized residual waste containers should a change in container size be required. This is estimated to be in the region of £1million. Consideration would need to be given to what happens to the old bins/containers and whether these should be collected and provision made for their resale or disposal. Changing to a sack collection could present health and safety risks to the workforce in terms of manual handling, sharps/needle stick injuries, slips, trips and falls, personal injury and hygiene. There would be a need for our residents to control and contain the waste securely and safely on their own properties, which if contained within sacks which could attract vermin and produce odour. This option would also present the need to collect all existing containers and make provision for their resale or disposal.</p>																				

1.21	<p>At the Environment &amp; Economy Overview &amp; Scrutiny Committee meeting on Tuesday, 10<sup>th</sup> January 2023, members discussed the various options for alternative collection frequencies and proposed running a pilot for a reduced frequency collection service in one area of the county.</p> <p>It is therefore proposed that Cabinet considers the proposal to pilot a reduction in collection frequencies in one area of the county.</p>
1.22	<p>Regardless of any changes to collection frequencies or container sizes, side waste enforcement would need to continue to ensure that only residual waste is presented for collection in the residual waste (black) bin and that residents are fully participating in recycling.</p> <p>As approved by Cabinet in the 2021 'Target 70' report, an option was included to introduce enhanced enforcement to address the issue of those residents who habitually do not present any, or some of the recycling, expected on the weekly collection. This would require the contents of the black bin to be inspected and, if recyclable materials were to be found in the residual waste bin, such as food waste, then the enforcement process would begin.</p>
1.23	<p>In addition to the above options, it is proposed that an increase in the charge for garden waste collections is considered as part of the review. One of the main reasons for including this as an option is due to the fact that portfolio currently has a budget pressure of £50k due to increasing operational costs, which come about as a result of not increasing the garden waste subscription fee since 2018-19.</p> <p>The current fees are detailed below: -</p> <ul style="list-style-type: none"> <li>• £32.00 for ALL online payments</li> <li>• £32.00 for payments made on or before 28th February</li> <li>• £35.00 for payments made after 1st March 2022*</li> </ul> <p><i>*This fee applies to residents paying over the phone and using payment kiosks at Flintshire Connects</i></p> <p>On average, the Council receives approximately 32,000 garden waste subscriptions per year. An option for consideration would be to increase the rate from £32/subscription (online/early payments) to £33/subscription, which could deliver an additional income of £32k/year.</p> <p>At the Environment &amp; Economy Overview &amp; Scrutiny Committee on 10<sup>th</sup> January 2023, members supported the proposal to increase the subscription rate by £1.00 as outlined above.</p>
1.24	<p>In addition to the above options, it is intended that work would continue to raise awareness and educate residents about what can and can't be recycled. Although a significant amount of work has taken place over the last three years to improve the information available on the Flintshire website and carry out education campaigns, such as food waste / recycling wrapping paper at Christmas time, more targeted campaigns will be explored around the use of RFID technology to monitor participation levels or where take-up of the kerbside recycling collection service is low, subject to available resources and funding. Members at the Environment &amp; Economy Overview &amp; Scrutiny Committee on 10<sup>th</sup> January 2023 requested that a leaflet is issued with the Council tax notices to all properties to highlight the financial and environmental risks associated with not recycling.</p>

<b>2.00</b>	<b>RESOURCE IMPLICATIONS</b>
2.01	There would be an impact on resources and the operational workforce if the policy was changed, such as reduced frequency residual waste collections.
2.02	Capital funding would be required to procure alternative sized residual waste containers should collection frequencies or container change.
2.03	Implementing a significant service change on this scale would require additional service project management support.
2.04	Additional revenue funding would be required for targeted publicity campaigns, such as the leaflet suggested by members for distribution with the Council tax bill.

<b>3.00</b>	<b>IMPACT ASSESSMENT AND RISK MANAGEMENT</b>	
3.01	<b>Ways of Working (Sustainable Development) Principles Impact</b>	
	Long-term	The proposals will drive improvements to recycling performance and achieving a Circular Economy.
	Prevention	The proposals will help prevent the increasing amounts of waste generated and therefore reduce the Council carbon footprint.
	Integration	No impact
	Collaboration	The proposal requires further work with Welsh Government, and partners, to find sustainable solutions for none recyclable materials.
	Involvement	Improved engagement with Flintshire residents to ensure they understand their responsibilities and ensure waste minimisation, reuse and recycling before disposal
	<b>Well-being Goals Impact</b>	
	Prosperous Wales	Positive – improving waste minimisation, reuse and recycling of recycling materials resulting in world leaders in recycling performance
	Resilient Wales	Positive – Less demand for raw materials, promoting circular economy
	Healthier Wales	Positive – reducing vehicle movements and emissions and allowing for the responsible management of controlled waste
	More equal Wales	No impact
	Cohesive Wales	No impact
	Vibrant Wales	Positive – improving waste minimisation, reuse and recycling of recycling materials and working towards carbon reduction
	Globally responsible Wales	Reducing the reliance on the extraction of raw materials and destruction of natural habitats and ecosystems by the reprocessing of recyclable materials.

3.02	We are highly unlikely to achieve the statutory recycling targets without making significant changes to improving our recycling performance and reducing the amount of waste presented in the residual waste bin.
3.03	The risk of not achieving the statutory recycling targets could result in a significant financial penalty for the Council (£200 for every tonne not recycled) if Welsh Government were to choose to levy the infraction fines.
3.04	Continuing to accept the volume of residual waste at the current rates has resulted in increased expenditure on disposal costs (£103/tonne). Diverting this waste to recycling would reduce the gate fee on some recycling streams (e.g. food) and would create an income for others (e.g. paper/glass/metal/plastic).
3.05	The lack of appetite to improve recycling performance and implement changes for reducing waste could result in the loss of grant funding and confidence from Welsh Government to invest in Flintshire. Limiting the amount of residual waste that is taken at each collection increases the amount of material that can be sorted for recycling, which helps to boost recycling yields and reduce residual waste generation.
3.06	Changing to a sack collection would present health and safety risks to the workforce in terms of manual handling, sharps/needle stick injuries, slips, trips and falls, personal injury and hygiene.

<b>4.00</b>	<b>CONSULTATIONS REQUIRED/CARRIED OUT</b>
4.01	Deputy Leader of the Council and Cabinet Member for Streetscene and Regional Transport Strategy
4.02	Elected Members - Two workshops held on 9 November 2022
4.03	Environment and Economy Overview and Scrutiny Committee, 10 January 2023

<b>5.00</b>	<b>APPENDICES</b>
5.01	<b>Appendix 1</b> Workshop Agenda.
5.02	<b>Appendix 2</b> Workshop Presentation.
5.03	<b>Appendix 3</b> Potential improvement in recycling performance .
5.04	<b>Appendix 4</b> Potential improvement in financial savings on disposal costs.

<b>6.00</b>	<b>LIST OF ACCESSIBLE BACKGROUND DOCUMENTS</b>
6.01	<a href="#">Stats Wales - Recycling Information</a> <a href="#">WasteDataFlow - Waste Tonnages</a> <a href="#">My Recycle Wales - Waste data and end destinations</a> <a href="#">Towards Zero Waste</a> <a href="#">Municipal Waste Sector Plan - Collections blueprint</a> <a href="#">Beyond Recycling Strategy</a>



<b>7.00</b>	<b>CONTACT OFFICER DETAILS</b>
7.01	<p><b>Contact Officer:</b> Ruth Tulley, Regulatory Services Manager  <b>Telephone:</b> 01352 704796  <b>E-mail:</b> <a href="mailto:ruth.tulley@flintshire.gov.uk">ruth.tulley@flintshire.gov.uk</a></p>

<b>8.00</b>	<b>GLOSSARY OF TERMS</b>
8.01	<p><b>Residual Waste</b> = non-recyclable waste placed in the black bin, which is not sent for recycling thus has no future benefits.</p> <p><b>Statutory Recycling Targets</b> = Targets set in legislation, which all local authorities must reach for waste reused, composted or recycled.</p> <p><b>WG</b> = Welsh Government  <b>TZW</b> = Towards Zero Waste (Policy document)</p>

Mae'r dudalen hon yn wag yn bwrpasol

## Streetscene and Transportation Portfolio

### Member's Seminar – Waste Strategy Review, Target 70 (2022)

Welcome – Chair of Scrutiny / Cabinet Member

- Introduction and Purpose
- Where are we now
  - Current collection policy
    - What we collect
    - How we collect it (frequency/containers)
    - What happens to the recycling and waste
  - Current performance
    - National Strategy and Policy (now and future)
    - Targets and statistics
    - Impact of missing targets (financial)
    - Compositional analysis (where we can improve)
    - Welsh local authority approach
  - Key Funding Investment
    - Greenfield development
    - RFID
    - Electric recycling vehicles ~(including charging points)
    - AHP collection resources
    - Future funding application requirements
- Considerations
  - How are we going to achieve the 70% recycling target by 2024-2025?
  - How are we going to reduce the amount of residual waste produced by residents?
  - How are we going to ensure that we do not receive substantial infraction fines?
  - What more can we do?
- Breakout Session / feedback
- Close out and thank you

Mae'r dudalen hon yn wag yn bwrpasol

# Waste Strategy Workshop Target 70%

## 9 November 2022



Cadwch **Sir y Fflint** yn Daclus  
Keep **Flintshire** Tidy

# Agenda

Tudalen 74

- Introduction and purpose of workshop
- Context and background
- Where are we now?
  - Current collection policy
  - Current performance
  - Key funding investment
- How are we going to achieve the 70% recycling target by 2024-2025
- Feedback session and questions
- Next steps
- Close out and thank you

# Context / Background

- The council's waste and recycling services are highly valued by local members and the wider community.
- In the last 12 years we have moved from a backdoor collection service to a modern, controlled kerbside collection service with the emphasis on recycling.
- Largely driven by Welsh Government (WG) Statutory Recycling Targets and the possibility of infraction fines if we do not achieve them i.e. 70% by 2024/2025
- The percentage of our total waste arisings recycled, composted or re-used increased to 69.16% in 2018/2019
- However, since the pandemic in 2020, we are seeing a year on year decrease and we are now at 60.08% irrespective of the improvements made to our services
- Over the last five years, we have reviewed our waste strategy three times, with the most recent review being the 'Target 70' campaign in July 2021.
- These reviews have allowed us to implement changes, which have attributed to improving the way we deliver our household recycling centre services.
- We are also facing additional budget risks e.g. Sustainable Waste Management Grant, along with potential additional responsibilities

# How We Collect Waste

Waste Stream (Kerbside Collections)	Frequency	Containers
Residual	2-weekly	Black wheeled bin (180L)
Food Waste	Weekly	Biodegradable bags / food waste caddies
Dry recyclables (glass, plastic, cans, paper, card)	Weekly	Reusable Sacks / blue box
Garden Waste	2-weekly*	Brown wheeled bin (140L)
Batteries	Weekly	Sealable Bags
Absorbent Hygiene Products (AHP)	Weekly	Orange box / bags
Clinical / medical	Weekly	Specialist containers/bags

\* From 1<sup>st</sup> March until mid-December



# Enforcement Arrangements

Enforcement side waste was introduced March 2018

Side waste is classified as non recyclable waste not contained in the black bin

Three stage process:

1<sup>st</sup> Stage – Informal - Education and Awareness (letter & sticker on bin)

2<sup>nd</sup> Stage – Formal - Section 46 Notice

3<sup>rd</sup> Stage – Formal - Fixed Penalty Notice (FPN)



## Tudalen 77 Bulky Waste Collections / Deconstruction

Bulky waste is a chargeable service offering a collection for items that are too large to dispose of via the kerbside collection service or to take to a HRC

Local not-for-profit charity **Flintshire Refurbs** collect furniture and electrical items on behalf of the Council

Items can be refurbished and offered for re-sale in Refurbs outlet in Flint

If items are not suitable for refurbishment, they are deconstructed into component parts (wood/metals) and recycled.

# Kerbside Dry Recycling

Plastic, metal cans, paper/cardboard, food and domestic batteries are all collected on one vehicle on a weekly basis

- 3,400 tonnes of plastics
- 700t of steel and aluminium cans
- 4,900t of paper and cardboard
- 5,250t of glass
- Household batteries



# What Happens to Food Waste?

Food waste is sent to an anaerobic digestion plant in Rhualt Partnership with Welsh Government, Denbighshire and Conwy  
4,700 tonnes of food is collected annually



Typical food types accepted are:

- ✓ Vegetables and peelings
- ✓ Bread, rice, pasta
- ✓ Meats, fish, bones
- ✓ Tea bags, coffee grounds
- ✓ Egg shells, dairy products

- The process produces:
  - Biogas (electricity)
  - Organic fertiliser



# What Happens to Garden Waste?

Green waste from Flintshire households, HRCs and parks and gardens is taken to the Greenfield composting facility



- 17,000+ tonnes of material is processed via open windrow composting
- Produces 6,000+ tonnes of high nutrient soil conditioner
- PAS100 accredited
- Used as fertiliser on farmland and in horticulture





# What Happens to Residual Waste?

- 32,800+ tonnes of residual waste was collected last year (2021-2022)
- 24,000 tonnes via the black bin
- Annual budget of £3.2M to dispose of residual waste
- Parc Adfer Waste to Energy Plant on Deeside Industrial Park
- Five Authorities form the North Wales Regional Waste Treatment Partnership



Tudalen 81

- Electricity (30,000 properties)
- Bottom Ash (aggregate)
- Metal Recovery

# Polices, Legislation, Guidance and Changing Times

- Towards Zero Waste: Our Waste Strategy 2010
  - Municipal Waste Sector Plans, Collections Blueprint
- Recycling, Preparation for Re-use and Composting Targets (Monitoring and Penalties) (Wales) Regulations 2011

## Tudalen 82 Wales Waste Measure

- Waste classification, Household/Municipal Waste

## Environment (Wales) Act 2016

- End Destinations
  - proximity principle , market stability, reporting regimes
- Wales Circular Economy – Beyond Recycling Strategy
  - Repair and reuse, carbon reduction, closed loop
- Waste Compositional Analysis
- Grant funding applications for new initiatives



# Collections Blueprint

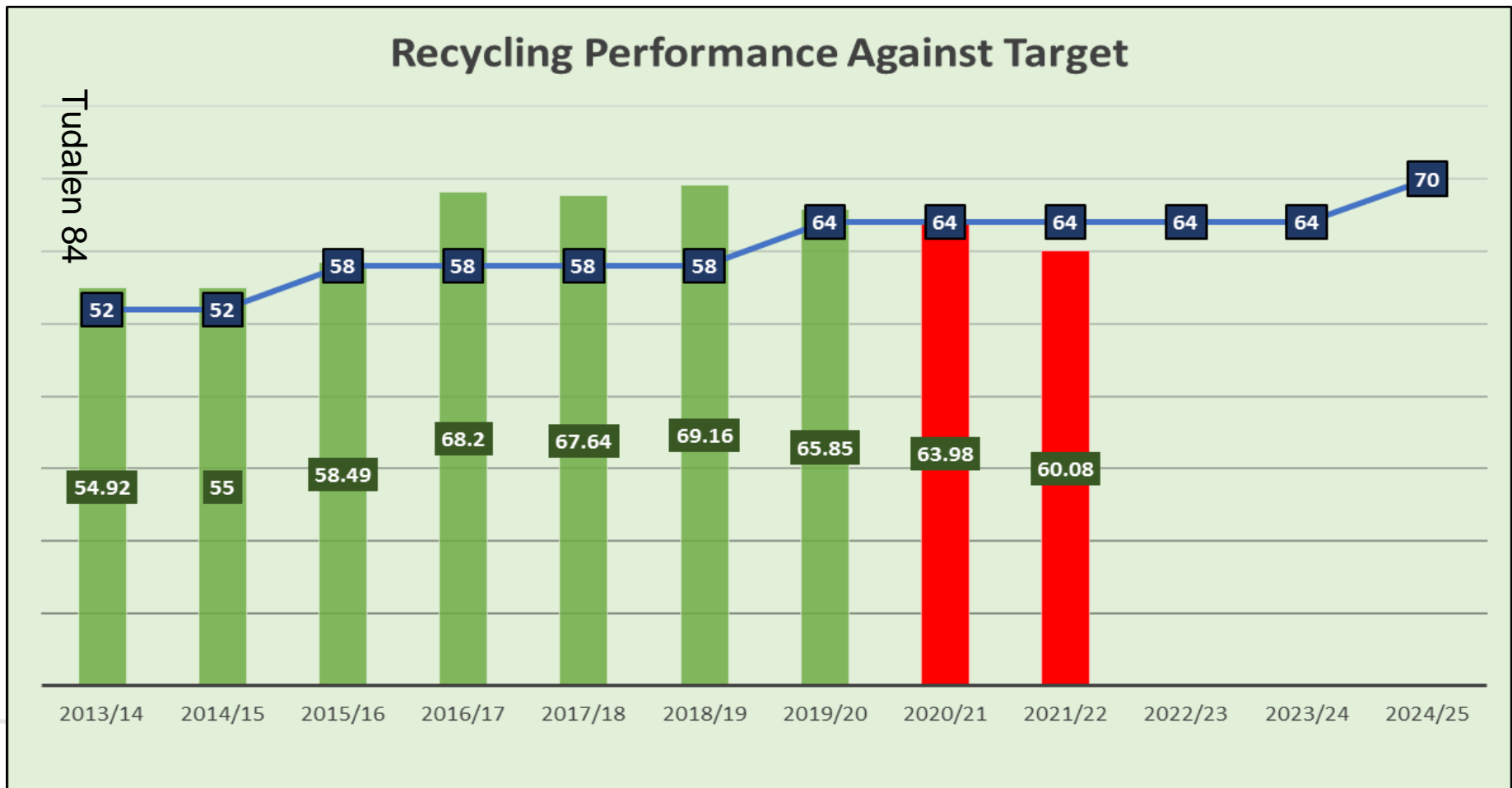
The collections blueprint is Welsh Government's preferred service configuration for the waste collected from households in order to comply with the policies, outcomes and targets laid down in Towards Zero Waste.

- ✓ Reduced residual waste container capacity
- ✓ Reduced residual waste collection frequency
- ✓ Do not collect side waste for residual waste
- ✓ Provide a weekly collection of dry recyclables, separated at the kerbside (kerbside sort system)
- ✓ Use modern lightweight, multi-compartment vehicles
- ✓ Promote home composting/ treatment for garden waste
- ✓ Apply charging for a garden waste collection
- ✓ Food waste collected separately once a week (not co-mingled with green waste)
- ✓ Run a bulky waste collection service focusing on reuse and recycling

Tudalen 83

# Recycling Targets and Performance

Municipal Waste Collected by Local Authorities	2012-13	2012-13	2015-16	2019-20	2024-25
Target	40%	52%	58%	64%	70%





# Financial Impact of Not Recycling

If we do not achieve the set target, we could face fines of £200 per tonne of waste not recycled.

Year	Total MSW (t)	Total Recycling, Reuse, Composting Actual Performance		Target		Difference to Target (t)	Penalty liable (£)
		(%)	(t)	(%)	(t)		
Tudalen 2020/21	81,333	<b>63.98</b>	52,036	<b>64</b>	52,053	-17	<b>3,400</b>
85 2021/22	84,496	<b>60.08</b>	50,763	<b>64</b>	54,077	-3,314	<b>662,800</b>
	84,496	<b>60.08</b>	50,763	<b>70</b>	59,147	-8,384	<b>1,676,840</b>

- Cost of disposal of the 3,314t is in excess of **£330,000**
- Cost to the authority of not recycling to meet the statutory target is over **£1,000,000**
- When at target 70% the cost would be over **£2,500,000**

# Why are we not achieving the target?

- Residual waste increased by 3,000t during the pandemic
- Recycling did increase initially, but is now returning to pre-pandemic levels
- Up to 50% of the black bin contains recyclable materials
- Majority of the recyclable waste in the black bin is food waste
- AHP/nappy collections have inadvertently allowed for increased capacity in the black bin
- Side waste enforcement was suspended from March 2020 until September 2021

Authority	Average Reuse, Recycling & Composting Rate 2021/22	Residual Waste Collection Regime		Recycling Collection Regime	
Pembrokeshire County Council	73.24%	3 Sacks	3 weekly	Weekly	Blueprint
Bridgend CBC	72.58%	Sacks	Fortnightly	Weekly	Blueprint
Vale of Glamorgan Council	70.19%	2 Sacks	Fortnightly	Weekly	Co-mingled
Conwy CBC	70.17%	240l bin	Monthly	Weekly	Blueprint
Ceredigion County Council	69.62%	No defined limit	3 Weekly	Weekly	Co-mingled
Monmouthshire CC	69.53%	2 sacks	Fortnightly	Weekly	Blueprint
Wrexham CBC	67.89%	240l	Fortnightly	Weekly	Blueprint
Newport City Council	67.11%	120l	Fortnightly	Weekly	Co-mingled
Rhondda Cynon Taff CBC	67.23%	2 Sacks	Fortnightly	Weekly	Blueprint
Merthyr Tydfil CBC	66.82%	140l	Fortnightly	Weekly	Blueprint
Powys County Council	66.77%	180l	3 Weekly	Weekly	Blueprint
Neath Port Talbot CBC	66.01%	140l	Fortnightly	Weekly	Blueprint
City and County of Swansea	65.07%	No defined limit	3 Weekly	Fortnightly	Blueprint
Blaenau Gwent CBC	64.94%	No defined limit	3 Weekly	Weekly	Blueprint
Denbighshire County Council	64.82%	140l bin	Fortnightly*	Fortnightly	Co-mingled*
Gwynedd Council	64.17%	240l bin	3 Weekly	Weekly	Blueprint
Torfaen CBC	62.61%	140l bin	Fortnightly	Weekly	Blueprint
Isle of Anglesey CC	62.30%	240l bin	3 Weekly	Weekly	Blueprint
Carmarthenshire County Council	61.82%	3 sacks	Fortnightly	Fortnightly	Co-mingled
<b>Flintshire County Council</b>	<b>60.08%</b>	<b>180l bin</b>	<b>Fortnightly</b>	<b>Weekly</b>	<b>Blueprint</b>
Caerphilly CBC	59.68%	No defined limit	Fortnightly	Weekly	Co-mingled
Cardiff County Council	58.19%	3 sacks	Fortnightly	Weekly	Co-mingled

\* Denbighshire have approval to change to a monthly collection with a kerbside sort system for dry recycling

# Funding Investments

- Greenfield redevelopment (welfare/traffic management/composting site)
- RFID – garden waste sticker/permit replacement
- Electric recycling vehicles
- Electric vehicle charging points
- AHP/nappy collections (containers/vehicle/infrastructure)
- Future funding application requirements

Tudalen 88

How are we going to achieve the 70% recycling target by 2024-2025?

How are we going to reduce the amount of residual waste produced by residents?

How are we going to ensure that we do not receive substantial infraction fines?

What more can we do?

# Next Steps

- Collate all feedback from workshops
- Review the feedback
- Identify any operational and policy changes required
- Report to E&EOSC in January 2023 for scrutiny
- Present to Cabinet in January 2023 for consideration

# Thank You

Tudalen 91

Mae'r dudalen hon yn wag yn bwrpasol



### Appendix 3 - Potential Improvement in Recycling Performance

Performance based on 2020/21 tonnages

Actual Recycling Performance 2020/21	Total Waste Arising	Target		Total Recycling, Reuse, Composting actual performance	
	(t)	(%)	(t)	(%)	(t)
	81,333	64	52,053	<b>63.98</b>	<b>52,036</b>

Potential performance on 60l/week residual waste collection restriction	Total Waste Arising	Target		Total Recycling, Reuse, Composting Potential performance	
	(t)	(%)	(t)	(%)	(t)
	75,958	64	48,613	<b>74</b>	<b>56,018</b>
75,958	70	53,170	<b>74</b>	<b>56,018</b>	

Potential performance on average residual waste collection restriction	Total Waste Arising	Target		Total Recycling, Reuse, Composting Potential performance	
	(t)	(%)	(t)	(%)	(t)
	76,610	64	49,030	<b>72</b>	<b>55,060</b>
76,610	70	53,627	<b>72</b>	<b>55,060</b>	

Performance based on 2021/22 tonnages

Actual Recycling Performance 2021/22	Total Waste Arising	Target		Total Recycling, Reuse, Composting actual performance	
	(t)	(%)	(t)	(%)	(t)
	84,496	64	59,147	<b>60.08</b>	<b>50,763</b>

Potential performance on 60l/week residual waste collection restriction	Total Waste Arising	Target		Total Recycling, Reuse, Composting Potential performance	
	(t)	(%)	(t)	(%)	(t)
	79,319	64	51,212	<b>69</b>	<b>54,495</b>
79,319	70	56,013	<b>69</b>	<b>54,495</b>	

Potential performance on average residual waste collection restriction	Total Waste Arising	Target		Total Recycling, Reuse, Composting Potential performance	
	(t)	(%)	(t)	(%)	(t)
	80,019	64	49,030	<b>67</b>	<b>53,598</b>
80,019	70	53,627	<b>67</b>	<b>53,598</b>	

Mae'r dudalen hon yn wag yn bwrpasol

## Appendix 4 - Potential Improvement in Financial Savings on Disposal Costs

Expenditure based on 2020/21 tonnages

Potential saving on 60l/week residual waste collection restriction	2020/21 Actual Tonnage			Potential Tonnage		
	Residual Waste (t)	Food Waste (t)	Dry Recycling (t)	Residual Waste - 30% decrease	Dry Recycling - 17% increase	Food Waste - 28% increase
	31,190	5,079	15,057	21,833	17,616	6,501
	Tonnage Variation (t)			-9,357	2,560	1,422
	Saving (£)			-£ 963,775.64	-£ 127,980.93	£ 103,099.62
	Potential Saving @ 60l			-£ 988,656.95		

Potential saving on average residual waste collection restriction	2020/21 Actual Tonnage			Potential Tonnage		
	Residual Waste (t)	Food Waste (t)	Dry Recycling (t)	Residual Waste - 18 % decrease	Dry Recycling - 13% increase	Food Waste - 21% increase
	31,190	5,079	15,057	25,576	17,014	6,145
	Tonnage Variation (t)			-5,614	1,957	1,067
	Saving (£)			-£ 578,265.38	-£ 97,867.77	£ 77,324.71
	Potential Saving @ average			-£ 598,808.44		

Expenditure based on 2021/22 tonnages

Potential saving on 60l/week residual waste collection restriction	2021/22 Actual Tonnage			Potential Tonnage		
	Residual Waste (t)	Food Waste (t)	Dry Recycling (t)	Residual Waste - 30% decrease	Dry Recycling - 17% increase	Food Waste - 28% increase
	29,697	4,684	14,240	20,788	16,661	5,996
	Tonnage Variation (t)			-8,909	2,421	1,312
	Saving (£)			-£ 917,636.99	-£ 121,043.69	£ 95,088.16
	Potential Saving @ 60l			-£ 943,592.52		

Potential saving on average residual waste collection restriction	2021/22 Actual Tonnage			Potential Tonnage		
	Residual Waste (t)	Food Waste (t)	Dry Recycling (t)	Residual Waste - 18 % decrease	Dry Recycling - 13% increase	Food Waste - 21% increase
	29,697	4,684	14,240	24,352	16,092	5,668
	Tonnage Variation (t)			-5,345	1,851	984
	Saving (£)			-£ 550,582.19	-£ 92,562.82	£ 71,316.12
	Potential Saving @ average			-£ 571,828.89		

Mae'r dudalen hon yn wag yn bwrpasol

# Eitem ar gyfer y Rhaglen 8



## CABINET

<b>Date of Meeting</b>	Tuesday 17th January, 2023
<b>Report Subject</b>	Revenue Budget Monitoring Report 2022/23 (Month 8)
<b>Cabinet Member</b>	Cabinet Member for Finance, Inclusion, Resilient Communities including Social Value and Procurement
<b>Report Author</b>	Corporate Finance Manager
<b>Type of Report</b>	Operational

## EXECUTIVE SUMMARY

This monthly report provides the latest detailed overview of the budget monitoring position in 2022/23 for the Council Fund and Housing Revenue Account for the financial year and presents the position, based on actual income and expenditure as at Month 8.

This report projects how the budget would stand at the close of the financial year, without new actions to reduce cost pressures and/or improve the financial return on efficiency planning and cost control is:

### **Council Fund**

- An operating deficit of £0.352m (excluding the impact of the pay award which has been met by reserves), which is an adverse movement of £0.258m from the deficit figure reported at Month 7.
- A projected contingency reserve available balance as at 31 March 2023 of £3.797m.

### **Housing Revenue Account**

- Net in-year revenue expenditure forecast to be £3.076m higher than budget
- A projected closing balance as at 31<sup>st</sup> March, 2023 of £3.398m

Hardship Funding from Welsh Government helped secure £16m of direct financial help last year and we have continued to claim payments in 2022/23 for Self-isolation and Statutory Sick Pay Enhancement, along with Free School Meals direct payments and Winter Fuel Payments within their eligible periods.

## RECOMMENDATIONS

1	To note the report and the estimated financial impact on the 2022/23 budget.
2	To support the carry forward request included in paragraph 1.11
3	To increase the Contingency Reserve by £2.4m from the additional Revenue Support allocation it received at the end of the 2022/23 financial year to enhance the level remaining to safeguard the Council against risks and other unforeseen events.

## **REPORT DETAILS**

<b>1.00</b>	<b>EXPLAINING THE REVENUE BUDGET MONITORING 2022/23</b>
1.01	<p><b>Council Fund Projected Position</b></p> <p>The projected year end position, without mitigation to reduce cost pressures and improve the yield on efficiency planning, is as follows:</p> <ul style="list-style-type: none"> <li>• An operating deficit of £0.352m (excluding the impact of the pay award which has been met by reserves), which is an adverse movement of £0.258m from the figure reported at Month 7.</li> <li>• A projected contingency reserve available balance as at 31 March 2023 of £3.797m.</li> </ul> <p>To assist with managing risks and mitigating the overall projected overspend, the review of non-essential spend and a vacancy management process continues.</p>
1.02	<p>Hardship Funding from Welsh Government helped secure over £16m direct financial help last year and we have continued to claim payments in 2022/23 for Self-isolation and Statutory Sick Pay Enhancement, along with Free School Meals direct payments within their eligible periods. From the end of September, Winter Fuel Payments were also eligible to be claimed.</p>

1.03 **Table 1. Projected Position by Portfolio**

The table below shows the projected position by portfolio:

<b>Portfolio/Service Area</b>	<b>Approved Budget</b>	<b>Projected Outturn</b>	<b>In-Year Over / (Under) spend</b>
	<b>£m</b>	<b>£m</b>	<b>£m</b>
Social Services	77.969	78.767	0.798
Out of County Placements	15.101	16.089	0.988
Education & Youth	9.953	9.444	(0.510)
Schools	108.401	108.401	0.000
Streetscene & Transportation	38.466	39.596	1.130
Planning Env & Economy	6.797	6.343	(0.454)
People & Resources	4.332	4.292	(0.040)
Governance	10.755	10.110	(0.645)
Strategic Programmes	6.116	6.117	0.001
Assets	0.932	0.862	(0.070)
Housing & Communities	14.662	14.787	0.125
Chief Executive	1.636	1.549	(0.087)
Central & Corporate Finance	31.562	30.677	(0.885)
<b>Total</b>	<b>326.682</b>	<b>327.034</b>	<b>0.352</b>

1.04 The reasons for the projected variances are summarised within Appendix 1 and shows the detail of all variances over £0.050m and a summary of minor variances for each portfolio.

**Significant Movements from Month 7**

1.05 **Social Services £0.126m**

The net adverse movement relates to:

**Older People Services:**

- Localities £0.049m – Demand for older people’s residential care has increased and resulted in a £0.098m adverse variance. The projected costs for homecare have decreased by (£0.055m). There are also a number of other minor variances which contribute to this movement.
- Regional Integration Fund (RIF) £0.058m – The “Step Down” RIF scheme which enables quicker hospital discharge times by placing people into short term residential care placements before they return home has already fully utilised. At this time, it is unlikely slippage

	<p>from other RIF schemes will be able to offset the additional pressure and any additional costs on this budget will increase unless Welsh Government provide additional funding.</p> <p><b>Adults of Working Age:</b></p> <ul style="list-style-type: none"> <li>Resources and Regulated Services £0.093m – There have been changes to care packages to the clients supported in this service which has resulted in increased costs for Physical Disability and Sensory Impairment of £0.024m and Learning Disabilities £0.027m. Supported Living has also increased by £0.039m as recruitment challenges persist resulting in higher agency usage. There are minor variances of £0.003m.</li> <li>Residential Placements Mental Health Services £0.027m - This is the result of changes to cost of care packages for people requiring support with mental illness.</li> </ul> <p><b>Children’s Services:</b></p> <ul style="list-style-type: none"> <li>Family Placements (£0.027m) – This is a reduction to in-house foster care costs, which include fostering payments and special guardianship orders.</li> <li>Residential Placements (£0.148m) – This is due to additional Welsh Government Grant income which has recently been confirmed.</li> <li>Professional Support £0.194m – Assumed within the outturn of Children’s Services was flexibility in use of government grants which had been provided in the previous two years. To date Welsh Government has not announced this flexibility and therefore, this assumption has been reduced to £0.100m from £0.294m. However, the additional grant included in the residential budget above has allowed for this adjustment to be made with minimal impact on the Children’s Services budget.</li> </ul> <p><b>Safeguarding &amp; Commissioning:</b></p> <ul style="list-style-type: none"> <li>Charging Policy Income (£0.083m) - Increased demand for older people’s residential service should result in an increase in the income received as a contribution to this care.</li> </ul> <p>Minor variances across the Portfolio account for the remainder of the movement totalling (£0.037m).</p>
1.06	<p><b>Out of County Placements (£0.117m)</b></p> <p>Reduction of projected net overspend as follows:</p> <ul style="list-style-type: none"> <li>Children’s Services (£0.123m) – Movement reflects the net impact of 4 ended placements less some other minor changes including expected start dates of future adoptions.</li> <li>Education &amp; Youth £0.006m – Minor movements</li> </ul>
1.07	<p><b>Streetscene &amp; Transport £0.059m</b></p> <p>The adverse movement relates to:</p>



	<ul style="list-style-type: none"> <li>• Service Delivery £0.057m – additional costs relating to the Proclamation Event and Queen’s State Funeral Costs.</li> </ul> <p>Minor variances across the Portfolio account for the remainder £0.002m.</p>
1.08	<p><b>Planning, Environment &amp; Economy £0.102m</b></p> <p>The movement relates to:</p> <ul style="list-style-type: none"> <li>• An increase in the actual costs for Ash Die Back works with further expected to March, 2023 £0.065m</li> <li>• Additional Covid-19 Recovery costs now committed to March 2023 totalling £0.027m which are being absorbed by the portfolio</li> </ul> <p>Minor variances across the Portfolio account for the remainder £0.010m</p>
1.09	<p><b>Housing &amp; Communities £0.124m</b></p> <p>The movement is due to continued high demand for Bed and Breakfast and temporary accommodation for Homeless persons and families.</p>
1.10	<p>There are a number of minor variances across the other Portfolios each below £0.030m that account for the remainder of the overall movement (£0.036m).</p>
1.11	<p><b>Carry Forward Request</b></p> <p>People &amp; Resources – Human Resources &amp; Organisational Development</p> <p>To request a carry forward of the £0.022m COVID Test &amp; Trace Project Management fee received to support the transition from Learning Pool to another platform by the extension of a current post-holder by 6 months.</p>
1.12	<p><b>Tracking of In-Year Risks and Emerging Issues</b></p> <p>Members were made aware when setting the budget that there were a number of open risks that would need to be kept under close review. An update on these is provided below.</p>
1.13	<p><b>Council Tax Income</b></p> <p>‘In-year’ Council Tax collection levels, up to November 2022, are 75.34% compared to 75.65% in the previous year. Collections remain challenging as the rising costs-of-living are impacting on the ability of some households to make payment of council tax on time. The marginal 0.31% drop in collection levels is also consistent with other Welsh local authorities who are also seeing similar trends.</p>
1.14	<p><b>Pay Award (Teacher and Non-Teacher)</b></p> <p>The offer from the National employers for NJC employees of £1,925 on all spinal column points has now been accepted with back pay made to</p>

	<p>employees in November. This equated to an increase of 2.54% on the highest scale point to 10.5% on the lowest point.</p> <p>The Minister for Education has confirmed the pay award for teachers at 5%.</p> <p>The Council has provided for an uplift of 3.5% for Teaching and Non-Teaching staff – the increase above this level requires the Council to utilise reserves to fund the difference in the current financial year.</p> <p><b>The impact on 2022/23 is as follows:</b> The in-year additional cost of the 2022/23 pay awards that have been met from reserves is £3.955m after taking into account the reversal of the additional 1.25% rate of National Insurance (NI) from November.</p>
1.15	<p><b>Other Tracked Risks</b></p> <p>In addition, there are a number of risks being tracked which may be subject to change and these are summarised below.</p>
1.16	<p><b>Medium Term Financial Strategy (MTFS) Impact</b></p> <p>An update on the latest budget position was reported in November prior to the formal Overview and Scrutiny Process in December which showed a potential increase in the additional budget requirement for 2023/24 to £32.4m.</p> <p>The Welsh Local Government Provisional Settlement was received on 14 December and the details and impacts of this is reported elsewhere on the agenda.</p> <p>All Portfolios consider their financial position, the risks within their service and the impacts on the Medium Term on a monthly basis as part of their Portfolio Management Team meetings.</p>
1.17	<p><b>Out of County Placements</b></p> <p>The risks include continued high demand for placements where children and young people cannot be supported within in-house provision, and market supply limitation factors and inflationary pressures leading to higher costs.</p> <p>There is a projected overspend of £0.988m for the current cohort of placements. However, this is likely to increase if demand for new placements remains at the current levels. There have been 57 new placements in the year to date with costs totaling £3.3m within the total projected spend for the year of £16.1m, which amounts to over 20%.</p> <p>The service areas within this pooled budget will continue to do everything possible to manage these risks and additional investment has already been made to further develop in-house provision to help to mitigate against such financial pressures.</p>
1.18	<p><b>Benefits</b></p>

	<p>Council Tax Reduction Scheme (CTRS) – Based on current demand, costs are currently projected to be £0.610m below budget, although this will be monitored closely throughout the year due to the potential for growth.</p> <p>There is continued high demand across the whole of the Benefits service which is expected to remain the case for the foreseeable future. There is a significant pressure on recovery of overpayments which is a combination of a shortfall of recovery against the level of income target budget which is partly influenced by lower number of overpayments occurring, and also the need to increase the bad debt provision on historic debt.</p> <p>The increased staffing levels are still required, and those costs are now being met in full from the additional funding of £0.300m previously approved to provide the service with the additional flexibility needed to adapt to and meet the sustained increase in customer demand.</p>
1.19	<p><b>Homelessness</b></p> <p>The risk is a consequence of the cessation of funding support from the Welsh Government COVID-19 Hardship Fund at the end of 2021/22.</p> <p>Although, there is continued support via the new Homelessness – No One Left Out grant, this still falls well below the amount of support the Council received via the Hardship Fund in 2020/21 and 2021/22.</p> <p>Although it has been possible to contain some of the expected pressure through prepaid accommodation to the end of September 2022, which has been funded by the COVID-19 Hardship Fund, the expected continued high demand for temporary accommodation including short term Bed &amp; Breakfast provision will continue to present significant challenges and this has increased by £0.123m at Month 8.</p> <p>The service continues to strategically use increased allocations of Housing Support Grant working with external partners, but there remains a risk that the costs of statutory provision of support for Homelessness may exceed existing funding provision from base budget and available grant funding.</p>
1.20	<p><b>School Transport</b></p> <p>Since the start of the Autumn school term from September 2022, there have been a number of transport pressures emerging relating to increased costs in the provision of additional key service routes for Additional Learning Needs (ALN) and Pupil Referral Units (PRU) from re-procurement increases and additional statutory provision that is necessary, as well as increased transport contractor costs due to fuel, insurance, driver costs etc. It is anticipated that these increased costs currently totalling in excess of £0.200m will continue into 2023/24.</p>
1.21	<p><b>Achievement of Planned In-Year Efficiencies</b></p> <p>The 2022/23 budget contains £1.341m of specific efficiencies which are tracked and monitored throughout the year. The Council aims to achieve a 95% rate in 2022/23 as reflected in the MTFs KPI's and fully achieved all efficiencies in the previous financial year</p>

	<p>It is projected that all efficiencies will be achieved in 2022/23 and further details can be seen in Appendix 3.</p>
1.22	<p><b>Unearmarked Reserves</b></p> <p>The final level of Council Fund Contingency Reserve brought forward into 2022/23 was £7.098m as detailed in the 2021/22 outturn report (subject to Audit). In addition, the Council has set-aside a further £3.250m to the carried forward £2.066m COVID-19 Emergency Reserve being a total of £5.316m as a safeguard against the continuing impacts of the pandemic (additional costs and lost income).</p> <p>Some claims for March 2022 were disallowed by WG and Internal claims for Quarter 1 and 2 have been made in 2022/23 relating to additional costs in Schools, Streetscene &amp; Transportation and for income losses within AURA and Holywell Leisure Centre. These currently total £1.252m and the balance on the COVID-19 Emergency Reserve is currently £4.064m.</p> <p>After taking into account all of the above there is a projected contingency reserve available balance as at 31 March 2023 of £3.797m.</p> <p>In addition, the Council also has an earmarked reserve of £2.4m from the additional Revenue Support allocation it received at the end of the 2022/23 financial year, and it is recommended that this is transferred to the Contingency Reserve to enhance the level remaining.</p> <p>As always it will be important to maintain an adequate level of reserves to safeguard the Council against risks and other unforeseen events.</p>
1.23	<p><b>Housing Revenue Account</b></p> <p>The 2021/22 Outturn Report to Cabinet on 12 July 2022 showed an un-earmarked closing balance at the end of 2021/22 of £3.616m and a closing balance of earmarked reserves of £1.622m.</p>
1.24	<p>The 2022/23 budget for the HRA is £37.755m which includes a movement of £2.858m to reserves.</p>
1.25	<p>The monitoring for the HRA is projecting in year expenditure to be £3.076m higher than budget and a closing un-earmarked balance as at 31 March 2023 of £3.398m, which at 9.06% of total expenditure satisfies the prudent approach of ensuring a minimum level of 3%. Appendix 4 attached refers.</p>
1.26	<p>The monthly movement of (£0.246m) from Month 7 is as follows:</p> <ul style="list-style-type: none"> <li>• Income (£0.032m) – projected underspend in Bad Debt Provision top-up (£0.050m), movement in voids £0.016m and minor movements £0.002m.</li> <li>• Estate Management (£0.063m) – further vacancy savings (£0.030m), reduction in forecast Agency costs (£0.013m), other minor movements (£0.020m).</li> <li>• Landlord Service Costs £0.033m – Increase in utilities forecast of £0.042m, other minor movements (£0.009m).</li> </ul>

	<ul style="list-style-type: none"> <li>Management &amp; Support Services (£0.186m) – further savings relating to central support services recharges (£0.071m), reduction in forecast insurance costs based on the latest information (£0.075m), minor movements (£0.040m).</li> </ul>
1.27	The budget contribution towards capital expenditure (CERA) is £10.898m with the actual contribution projected to be £13.755m at outturn.
<b>2.00</b>	<b>RESOURCE IMPLICATIONS</b>
2.01	As set out within the report.

<b>3.00</b>	<b>IMPACT ASSESSMENT AND RISK MANAGEMENT</b>
3.01	The financial impacts as set out in the report are a combination of actual costs and losses to date and estimates of costs and losses for the future. There is the possibility that the estimates will change over time. The budget will be monitored closely, and mitigation actions taken wherever possible.

<b>4.00</b>	<b>CONSULTATIONS REQUIRED/CARRIED OUT</b>
4.01	None specific.

<b>5.00</b>	<b>APPENDICES</b>
5.01	Appendix 1: Council Fund – Movement in Variances from Month 7 Appendix 2: Council Fund – Budget Variances Appendix 3: Council Fund – Programme of Efficiencies Appendix 4: Council Fund – Movement on Un-earmarked Reserves Appendix 5: Housing Revenue Account Variances

<b>6.00</b>	<b>LIST OF ACCESSIBLE BACKGROUND DOCUMENTS</b>
6.01	Various budget records.

<b>7.00</b>	<b>CONTACT OFFICER DETAILS</b>
7.01	<b>Contact Officer:</b> Dave Ledsham Strategic Finance Manager <b>Telephone:</b> 01352 704503 <b>E-mail:</b> <a href="mailto:dave.ledsham@flintshire.gov.uk">dave.ledsham@flintshire.gov.uk</a>

8.00	GLOSSARY OF TERMS
8.01	<p><b>Budget:</b> a statement expressing the Council's policies and service levels in financial terms for a particular financial year. In its broadest sense it includes both the revenue budget and capital programme and any authorised amendments to them.</p> <p><b>Council Fund:</b> the fund to which all the Council's revenue expenditure is charged.</p> <p><b>Financial Year:</b> the period of twelve months commencing on 1 April.</p> <p><b>Housing Revenue Account:</b> the Housing Revenue Account (HRA) is a local authority account showing current income and expenditure on housing services related to its own housing stock. The account is separate from the Council Fund and trading accounts and is funded primarily from rents and government subsidy.</p> <p><b>Intermediate Care Fund:</b> Funding provided by Welsh Government to encourage integrated working between local authorities, health and housing.</p> <p><b>Projected Outturn:</b> projection of the expenditure to the end of the financial year, made on the basis of actual expenditure incurred to date.</p> <p><b>Reserves:</b> these are balances in hand that have accumulated over previous years and are held for defined (earmarked reserves) and general (general reserves) purposes. Councils are required to regularly review the level and purpose of their reserves and to take account of the advice of the Chief Finance Officer.</p> <p><b>Revenue:</b> a term used to describe the day-to-day costs of running Council services and income deriving from those services. It also includes charges for the repayment of debt, including interest, and may include direct financing of capital expenditure.</p> <p><b>Variance:</b> difference between latest budget and actual income or expenditure. Can be to date if reflecting the current or most up to date position or projected, for example projected to the end of the month or financial year.</p> <p><b>Virement:</b> the transfer of budget provision from one budget head to another. Virement decisions apply to both revenue and capital expenditure heads, and between expenditure and income, and may include transfers from contingency provisions. Virements may not however be approved between capital and revenue budget heads.</p>

**Budget Monitoring Report**  
**Council Fund Variances**

**MONTH 8 - SUMMARY**

Service	Movement between Periods (£m)	Narrative for Movement between Periods greater than £0.025m
<b>Social Services</b>		
<b>Older People</b>		
Localities	0.049	Demand for older peoples residential care has increased and resulted in a £0.098m adverse variance. The projected costs for homecare have decreased by £0.055m. There are also a number of other minor variances which contribute to this movement
Regional Integration Fund	0.058	The "Step Down" Regional (RIF) scheme which enables quicker hospital discharge times by placing people into short term residential care placements before they return home has already fully spent. At this time it is unlikely slippage from other RIF schemes will be able to offset the additional pressure and any additional costs on this budget will increase unless Welsh Government provide additional funding.
Minor Variances	-0.006	
<b>Adults of Working Age</b>		
Resources & Regulated Services	0.093	There have been changes to care packages to the people supported in this service and has resulted in increased costs for Physical Disability and Sensory Impairment of £0.024m, Learning Disabilities £0.027m. Supported Living has also increased by £0.039m as recruitment challenges persist resulting in higher agency usage. These are minor variances of £0.003m.
Residential Placements	0.027	This is the result of changes to cost of care packages for people requiring mental ill health support.
Minor Variances	-0.012	
<b>Children's Services</b>		
Family Placement	-0.027	This is a reduction to in-house foster care costs, which include fostering payments and special guardianship orders.
Residential Placements	-0.148	This is due to additional Welsh Government Grant income which has recently been confirmed.
Professional Support	0.194	Assumed within Childrens Services was flexibility in use of government grants which had been provided in the previous two years. To date Welsh Government has not announced this flexibility and therefore, this assumption has been reduced to £0.100m. However, the additional grant included in the residential budget has allowed for this adjustment to be made with minimal impact on the Childrens Services budget.
Minor Variances	-0.022	
<b>Safeguarding &amp; Commissioning</b>		
Charging Policy income	-0.083	Increased demand for older peoples residential service should result in an increase in the income charged and recieved as a contribution to this care.
Minor Variances	0.003	
<b>Total Social Services (excl Out of County)</b>	<b>0.126</b>	
<b>Out of County</b>		
Children's Services	-0.123	Movement reflects the net impact of 4 ended placements less some other minor changes including expected start dates of future adoptions
Education & Youth	0.005	
<b>Total Out of County</b>	<b>-0.117</b>	
<b>Education &amp; Youth</b>		
Inclusion & Progression	-0.031	Movement reflects staff finishing within the Additional Learning Needs (ALN) service and delayed start for the Autism post.
Minor Variances	0.002	
<b>Total Education &amp; Youth</b>	<b>-0.028</b>	
<b>Schools</b>	<b>-0.000</b>	
<b>Streetscene &amp; Transportation</b>		
Service Delivery	0.057	Proclamation Event and Queen's State Funeral Costs.
Other Minor Variances	0.002	
<b>Total Streetscene &amp; Transportation</b>	<b>0.059</b>	
<b>Planning, Environment &amp; Economy</b>		
Access	0.065	At Month 8 increase in the actual costs for Ash Die Back works to date, plus further expenditure is expected to March, 2023.
Impact of Covid-19	0.027	Costs now projected to March, 2023 being absorbed by the portfolio
Minor Variances	0.011	
<b>Total Planning &amp; Environment</b>	<b>0.102</b>	
<b>People &amp; Resources</b>		
HR & OD	0.022	
Corporate Finance	0.003	
Impact of Covid-19	-0.001	
<b>Total People &amp; Resources</b>	<b>0.025</b>	
<b>Governance</b>		
Minor Variances	-0.025	
<b>Total Governance</b>	<b>-0.025</b>	
<b>Strategic Programmes</b>		
Minor Variances	0.006	
<b>Total Strategic Programmes</b>	<b>0.006</b>	
<b>Assets</b>		
Minor Variances	-0.019	
<b>Total Assets</b>	<b>-0.019</b>	
<b>Housing and Community</b>		
Housing Solutions	0.123	Due to continued high demand for Bed and Breakfast and temporary accommodation for Homeless persons and families.
Minor Variances	0.001	
<b>Total Housing and Community</b>	<b>0.124</b>	
<b>Chief Executive's</b>	<b>-0.004</b>	
<b>Central &amp; Corporate Finance</b>	<b>0.017</b>	
Soft Loan Mitigation	-0.009	
<b>Grand Total</b>	<b>0.258</b>	

Mae'r dudalen hon yn wag yn bwrpasol



## Budget Monitoring Report

Service	Approved Budget (£m)	Projected Outturn (£m)	Annual Variance (£m)	Impact of Covid-19 (£m)	Last Month Variance (£m)	Cause of Major Variances greater than £0.050m	Action Required
<b>Social Services</b>							
<b>Older People</b>							
Localities	20.679	20.136	-0.543		-0.591	The commissioned Older Peoples domiciliary and Direct Payment budget is projecting an underspend of £0.902m based on current activity. There are recruitment and retention challenges within this service which is severely limiting the amount of homecare which can be commissioned. The residential care care budget is projecting a £0.339m overspend due to the cost of placements net of income such as Free Nursing Care, Regional Integration Fund contributions and property income. The localities staffing budget is is expected to overspend by £0.009m. There is an underspend on the Day Care budget of £0.033m and an overspend of £0.044m on the Minor Adaptations budget.	
Regional Integration Fund	0.000	0.223	0.223		0.165	The Step Down Regional Integration Fund (RIF) scheme which enables quicker hospital discharges by placing people into short term residential care placements before they can return home safely has already been spent in full. At this time it seems unlikely that slippage from other RIF schemes will be able to offset the additional pressure.	
Impact of Covid-19	0.000	0.000	0.000	0.000	0.000		
Minor Variances	10.190	10.206	0.017		0.023		
<b>Adults of Working Age</b>							
Resources & Regulated Services	29.481	29.825	0.344		0.251	The PDSI (Physically Disabled and Sensory Impaired) budget is reporting a £0.149m overspend due to net costs of care packages. The in-house Supported Living service is £0.202m overspent and will likely increase if continued agency cover is required while recruitment challenges continue. The Learning Disability Daycare and Workscheme budget in £0.079m overspent due in part to recent inflationary pressures. The care package costs for independently provided care for Learning Disability services is a £0.086m underspend.	
Children to Adult Transition Services	0.951	1.102	0.150		0.149	These are the costs of care for young adults who are transferring to Adult Social Care, from Childrens Services, within this financial year. Care costs are initially estimated but once services have been confirmed the actual costs may be different.	
Residential Placements	1.956	2.436	0.481		0.453	This is due to the current cost of commissioned care packages to support people with mental ill health.	
Professional Support	0.774	0.824	0.050		0.060	Increased contributions to the joint Emergency Duty Team have resulted in the majority of the overspend on this budget.	
Minor Variances	3.259	3.137	-0.122		-0.118		
<b>Children's Services</b>							
Family Placement	2.862	2.782	-0.080		-0.052	The underspend is due to current spend for in-house Foster Placements and Special Guardianship Orders.	
Grants	0.236	0.287	0.051		0.051	There are a number of smaller variances which contribute to the overspend on the integrated working budget. These include a £0.010m additional costs for advocacy and variation to pay forecasts for the Accommodation/Supporting People Team.	

## Budget Monitoring Report

Service	Approved Budget (£m)	Projected Outturn (£m)	Annual Variance (£m)	Impact of Covid-19 (£m)	Last Month Variance (£m)	Cause of Major Variances greater than £0.050m	Action Required
Family Support	0.375	0.513	0.138		0.137	Costs are based upon the current activity levels over the last few months and projected forward for the rest of the year. Workforce costs, primarily sessional staff are the primary cost driver for this service.	
Legal & Third Party	0.232	0.694	0.461		0.485	Legal costs are overspent by £0.226m due to the number of cases going through the courts and some use of external professionals. Direct Payments also continue to increase in demand and are overspending by £0.235m.	
Residential Placements	1.312	0.834	-0.479		-0.331	The in-year opening of in-house Childrens Residential Care settings will mean there will be one off cost savings. There is also one off non recurring Welsh Government grant confirmed.	
Professional Support	6.173	6.632	0.459		0.265	To support adequate levels of child protection, the established staffing structure needs to be at a sufficient level to meet mandatory safeguarding standards. Vacancies are minimised and additional temporary posts are sometimes required to meet the challenges and demands of Childrens Service. There is an assumption that Welsh Government will allow for flexible use of grants which will allow for some of these costs to be offset.	
Minor Variances	0.440	0.441	0.002		0.001		
<b>Safeguarding &amp; Commissioning</b>							
Business Systems & Financial Assessments	0.831	0.908	0.077		0.077	There are additional one off costs for £0.018m for an IT system upgrade. In addition there are additional staff costs due to temporary uplift in hours and addition business support assistants. These additional posts are being funded using the underspend from the Business Support Service.	
Charging Policy income	-3.104	-3.224	-0.120		-0.037	Increased demands on the Older People Residential Care budget are expected to result in higher income achievement	
Business Support Service	1.195	1.140	-0.055		-0.055	The underspend is due to a decrease in staff costs because of vacancies which are unlikely to be filled this year.	
Safeguarding Unit	1.291	1.099	-0.191		-0.194	A consultation for the updated Liberty Protection Safeguard legislation continues to be undertaken. Due to the delay in implementing the legislation there will be an in-year saving.	
Commissioning	0.679	0.628	-0.051		-0.051	Vacancies which are not being filled immediately are resulting in this in-year underspend.	
Impact of Covid-19	0.000	-0.000	-0.000	-0.000	0.000		
Minor Variances	-1.843	-1.858	-0.015		-0.015		
<b>Total Social Services (excl Out of County)</b>	<b>77.969</b>	<b>78.767</b>	<b>0.798</b>	<b>-0.000</b>	<b>0.672</b>		
<b>Out of County</b>							
Children's Services	10.097	11.477	1.380		1.502	The projected overspend reflects significant additional demands on the service in the year to date with 32 new placements having been made in the year to date - most of which are high cost residential placements - there is provision for a contingency sum of £0.250m, for net impacts of further new placements and other placement changes, but this may not prove to be enough.	
Education & Youth	5.004	4.612	-0.392		-0.397	The latest underspend reflects projected costs for the current cohort of placements and there have been 25 new placements in the year to date with further new placements also likely to emerge as the year progresses, for which contingency provision of £0.050m has been made.	

## Budget Monitoring Report

Service	Approved Budget (£m)	Projected Outturn (£m)	Annual Variance (£m)	Impact of Covid-19 (£m)	Last Month Variance (£m)	Cause of Major Variances greater than £0.050m	Action Required
<b>Total Out of County</b>	<b>15.101</b>	<b>16.089</b>	<b>0.988</b>	<b>0.000</b>	<b>1.105</b>		
<b>Education &amp; Youth</b>							
Inclusion & Progression	5.251	5.144	-0.108		-0.077	The underspend position reflects savings within the ALN (Additional Learning Needs) service by maximising grants. There has also been a member of staff on long-term sick, who has now left, therefore reducing costs further. Savings have also been captured within the EAL (English as an Additional Language) service, also by maximising grants against core staff. Further savings have been identified from the Autism post due to a delayed start in the Adviser post. Part year vacancy savings captured within Plas Derwen.	
Integrated Youth Provision	1.035	0.974	-0.061		-0.057	The projected underspend is mainly due to staffing savings	
School Improvement Systems	1.889	1.725	-0.164		-0.154	Payments to Non Maintained Settings and Maintained Settings projected similar to those in 21/22. Welsh Government announced a continuation in top up funding to £5 per hour, so gives the Early Entitlement budget increasing financial capacity. Alongside this, RRRS (Recruit, Recover and Raise Standards grant) and Early Year Pupil Development grant increases announced, which has allowed core budget to be released. Proposed efficiency savings are under review. Savings also identified within the School Improvement service due to grant funding against core staff from the Adult Community Learning and Post 16 grants.	
School Planning & Provision	0.671	0.575	-0.096		-0.091	Projected underspend on insurance liability claims costs and some salary savings	
Minor Variances	1.106	1.025	-0.081		-0.103		
<b>Total Education &amp; Youth</b>	<b>9.953</b>	<b>9.444</b>	<b>-0.510</b>	<b>0.000</b>	<b>-0.481</b>		
<b>Schools</b>							
<b>Schools</b>	<b>108.401</b>	<b>108.401</b>	<b>-0.000</b>		<b>0.000</b>		
<b>Streetscene &amp; Transportation</b>							
Service Delivery	9.277	9.543	0.266		0.209	The service has a recurring pressure of £0.100m for security costs at the Household Recycling Centres. Street lighting is also incurring a £0.070m shortfall on the Town/Community Council income budget. An additional £0.100m overspend is attributable to high sickness levels/agency costs. The service is also absorbing year to date costs of £0.060m related to Queens State Funeral and Proclamation events. The overall overspend is partially offset by additional income achieved through in-house construction work.	
Highways Network	8.096	8.588	0.492		0.486	Highways is incurring a revenue pressure of £0.400m in Fleet Services as a result of rising fuel costs. Also additional £0.050m increase in weed spraying contractor costs following recommendations made at Overview & Scrutiny Committee, which are not covered by existing budgets.	

## Budget Monitoring Report

Service	Approved Budget (£m)	Projected Outturn (£m)	Annual Variance (£m)	Impact of Covid-19 (£m)	Last Month Variance (£m)	Cause of Major Variances greater than £0.050m	Action Required
Transportation	10.031	10.489	0.458		0.451	Local bus subsidy is incurring an overspend of £0.100m due to the Park and Ride Service and Service 5. School Transport is incurring a pressure of £0.090m, due to the cost for 3 additional school days based on Easter timelines in this financial year. In Period 5 there was an additional pressure of £0.200m identified in School Transport due to additional demand (PRUs/ALN) 6 routes in total equating to £270.00 per day. School transport is also facing an additional pressure of £0.030m due to capacity issues on a commercial bus service. There may be further cost increases towards the end of this financial year due to rising transport operator costs (fuel, driver wages, insurance, energy etc).	
Regulatory Services	11.062	10.976	-0.087		-0.074	The Service is incurring £0.060m pressure in Residual Waste Disposals, which is creating a risk in reaching WG Recycling Targets. This pressure is largely offset by an underspend of £0.053m due to vacancies within the service, increased rebate rates for the sale of electricity, recycling income and car parking has increased income by £0.064m, including other minor variances with a reduction in recycling disposal costs of £0.030m.	
<b>Total Streetscene &amp; Transportation</b>	<b>38.466</b>	<b>39.596</b>	<b>1.130</b>	<b>0.000</b>	<b>1.072</b>		
<b>Planning, Environment &amp; Economy</b>							
Community	0.890	0.968	0.078		0.074	Fee income shortfalls in Licensing and Pest Control and historic business planning efficiency £0.024m not realised	
Development	0.146	-0.427	-0.574		-0.584	Favourable variance following receipt of two high value one off Planning Fee each approx £0.300m	
Access	1.446	1.531	0.085		0.020	Adverse variance relates to the actual costs of Ash Die Back to date with further expenditure expected to March, 2023, together with historic grant income target not realised	
Management & Strategy	1.343	1.256	-0.086		-0.092	Staff savings from Vacant Posts	
Impact of Covid-19	0.000	0.102	0.102	0.102	0.075	COVID-19 related additional cleaning costs for Countryside Service and Environmental Health Officer costs	
Minor Variances	2.973	2.913	-0.060		-0.049		
<b>Total Planning &amp; Environment</b>	<b>6.797</b>	<b>6.343</b>	<b>-0.454</b>	<b>0.102</b>	<b>-0.557</b>		
<b>People &amp; Resources</b>							
HR & OD	2.291	2.276	-0.015		-0.037		
Corporate Finance	2.041	2.009	-0.032		-0.035		
Impact of Covid-19	0.000	0.007	0.007	0.007	0.008		
<b>Total People &amp; Resources</b>	<b>4.332</b>	<b>4.292</b>	<b>-0.040</b>	<b>0.007</b>	<b>-0.065</b>		
<b>Governance</b>							
Legal Services	0.884	0.949	0.065		0.056	Additional costs for locum services covering vacant posts	
Democratic Services	2.374	2.296	-0.078		-0.074	Variance as a result of the Members Allowances new rate not being implemented until May, 2022 and lower than anticipated take up of both Broadband and Pension Allowances (£0.108m) ; mitigated by the inception of the new Climate Change Committee Chair person Allowance plus minor variances across Service	

## Budget Monitoring Report

Service	Approved Budget (£m)	Projected Outturn (£m)	Annual Variance (£m)	Impact of Covid-19 (£m)	Last Month Variance (£m)	Cause of Major Variances greater than £0.050m	Action Required
ICT	4.953	4.886	-0.067		-0.068	Vacancy Savings and reduced Contribution to Denbighshire County Council for the Procurement Service	
Customer Services	1.008	0.845	-0.164		-0.162	Registrars Fee Income higher than anticipated and savings from vacant posts	
Revenues	0.201	-0.137	-0.338		-0.314	The variance results from the projected potential surplus on the Council Tax Collection Fund (£0.277m) based on current information; minor variance across the service	
Impact of Covid-19	0.000	0.001	0.001	0.001	0.001		
Minor Variances	1.336	1.271	-0.065		-0.059		
<b>Total Governance</b>	<b>10.755</b>	<b>10.110</b>	<b>-0.645</b>	<b>0.001</b>	<b>-0.620</b>		
<b>Strategic Programmes</b>							
Minor Variances	6.116	6.117	0.001		-0.005		
<b>Total Strategic Programmes</b>	<b>6.116</b>	<b>6.117</b>	<b>0.001</b>	<b>0.000</b>	<b>-0.005</b>		
<b>Assets</b>							
Caretaking & Security	0.309	0.227	-0.082		-0.094	Savings on staffing due to vacancies	
Minor Variances	0.623	0.635	0.012		0.043		
<b>Total Assets</b>	<b>0.932</b>	<b>0.862</b>	<b>-0.070</b>	<b>0.000</b>	<b>-0.051</b>		
<b>Housing and Community</b>							
Housing Solutions	1.154	1.277	0.123		-0.000	The projected overspend is due to continued high demand for emergency accommodation for homeless persons which is creating a pressure of £0.284m which is offset by salary savings due to vacancies of -£0.142m and other minor savings on the Bond grant scheme. The overspend would have been significantly greater but for the use of prepaid accommodation in the first half of the year funded by the former WG COVID-19 Hardship fund and a b/f underspend of £0.250m from 2021/22	
Minor Variances	13.508	13.510	0.002		0.001		
<b>Total Housing and Community</b>	<b>14.662</b>	<b>14.787</b>	<b>0.125</b>	<b>0.000</b>	<b>0.001</b>		
<b>Chief Executive's</b>							
	<b>1.636</b>	<b>1.549</b>	<b>-0.087</b>		<b>-0.083</b>	Variance relates to vacant post and not all staff at top of scale	
<b>Central &amp; Corporate Finance</b>							
	<b>28.779</b>	<b>27.855</b>	<b>-0.924</b>		<b>-0.941</b>	Over recovery of planned pension contributions recoupage against actuarial projections based on the current level of contributions together with a revised projection on the Central Loans & investment Account (CLIA) reported at Month 6	
Centralised Costs	2.783	2.778	-0.005		-0.005		
Soft Loan Mitigation	0.000	0.044	0.044		0.053		
<b>Grand Total</b>	<b>326.682</b>	<b>327.034</b>	<b>0.352</b>	<b>0.110</b>	<b>0.094</b>		

Mae'r dudalen hon yn wag yn bwrpasol

2022/23 Efficiencies Outturn Tracker - Month 8

Efficiency Description	Accountable Officer	Efficiency Target	Projected Efficiency	(Under)/Over Achievement	Efficiency Open/Closed (O/C)	Confidence in Achievement of Efficiency - Based on (see below) R = High Assumption A = Medium Assumption G = Figures Confirmed
<b>Portfolio</b>		<b>2022/23</b>	<b>2022/23</b>	<b>2022/23</b>		
		<b>£m</b>	<b>£m</b>	<b>£m</b>		
<b>Corporate</b>						
Increase in Reserves	Rachel Parry Jones	0.471	0.471	0.000	C	G
Utility Inflation	Rachael Corbelli	0.085	0.085	0.000	C	G
Efficiency from Restructure	Corporate Policy	0.025	0.025	0.000	C	G
Recharge to HRA	Chief Executive post to HRA 50%	0.027	0.027	0.000	C	G
<b>Total Corporate Services</b>		<b>0.608</b>	<b>0.608</b>	<b>0.000</b>		
<b>Housing &amp; Assets</b>						
Connahs Quay Power Station	Neal Cockerton	0.290	0.290	0.000	C	G
Rent Newydd	Neal Cockerton	0.020	0.020	0.000	C	G
<b>Total Housing &amp; Assets</b>		<b>0.310</b>	<b>0.310</b>	<b>0.000</b>		
<b>Social Services</b>						
Sleep in Pressure not Required	Neil Ayling	0.123	0.123	0.000	C	G
<b>Total Social Services</b>		<b>0.123</b>	<b>0.123</b>	<b>0.000</b>		
<b>Governance</b>						
Single Person Discount Review (One Off)	Gareth Owens	0.300	0.300	0.000	O	G
<b>Total Governance</b>		<b>0.300</b>	<b>0.300</b>	<b>0.000</b>		
<b>Total 2022/23 Budget Efficiencies</b>		<b>1.341</b>	<b>1.341</b>	<b>0.000</b>		

Tudalen 115

	%	£
Total 2022/23 Budget Efficiencies	100	1.341
Total Projected 2022/23 Budget Efficiencies Underachieved	0	0.000
Total Projected 2022/23 Budget Efficiencies Achieved	100	1.341
Total 2022/23 Budget Efficiencies (Less Previously agreed Decisions)	100	0.000
Total Projected 2022/23 Budget Efficiencies Underachieved	0	0.000
Total Projected 2022/23 Budget Efficiencies Achieved	0	0.000

Corporate Efficiencies Remaining from Previous Years

Income Target Remaining	£m	
Income Target Efficiency remaining from Previous Years	All Portfolios	0.041
Fees and charges increase 1st October, 2022	Full Year effect 1st April 2023	(0.026)
<b>Total Income Efficiency Remaining</b>		<b>0.015</b>

(0.015)

Mae'r dudalen hon yn wag yn bwrpasol



**Movements on Council Fund Unearmarked Reserves**

	£m	£m
Total Reserves as at 1 April 2022	18.438	
Less - Base Level	(5.769)	
<b>Total Reserves above base level available for delegation to Cabinet</b>		12.669
Less - COVID-19 Emergency Funding Allocation		5.316
Less - Childrens Services Social Work Costs (approved 21/22)		0.157
Less - Children's Services front door service - agency workers (approved by Cabinet on 28th June)		0.300
Add - Total Balances Released to Reserves (Month 5)		1.208
Less - impact of the final pay awards		3.955
Less - Month 8 projected outturn		0.352
<b>Total Contingency Reserve available for use</b>		<b>3.797</b>

Mae'r dudalen hon yn wag yn bwrpasol

**Budget Monitoring Report**  
**Housing Revenue Account Variances**

**MONTH 8 - SUMMARY**

Service	Revised Budget (£m)	Projected Outturn (£m)	Variance (£m)	Last Month Variance (£m)	Cause of Major Variance	Action Required
<b>Housing Revenue Account</b>						
Income	(37.755)	(37.309)	0.445	0.477	We are currently projecting a variance of £0.445m due to loss of rental income in relation to void properties. Of this, £0.387m relates to void properties, £0.095m relates to utilities costs on void properties and £0.029m relates to void garages. We are forecasting a reduction in the requirement to top up the Bad Debt Provision of (£0.050). The remaining (£0.016m) relates to other minor variances.	
Capital Financing - Loan Charges	6.723	6.723				
Estate Management	2.263	2.004	(0.259)	(0.197)	Additional cost of agency positions of £0.147m, which is offset by vacancy savings of (£0.226m) and additional funding from the Housing Support Grant of (£0.120m). Other minor variances of (£0.060m).	
Landlord Service Costs	1.265	1.360	0.095	0.062	Salary savings of (£0.054m) are currently being projected within the service which offset agency costs of £0.023. There is a forecasted pressure on utilities costs of £0.104m. The remaining variance of £0.022m is down to other minor movements.	
Repairs & Maintenance	10.908	10.987	0.079	0.077	There are a number of vacant trades positions which are being covered by agency, leading to an additional net cost of £0.066m. Vacancy savings of (£0.034m) in respect of Admin posts have also been identified. Savings on the cost of materials of (£0.102m). Additional cost of fleet forecasted to be £0.154m due to factors such as rising fuel costs. Other minor variances of (£0.005m).	
Management & Support Services	2.716	2.576	(0.140)	0.045	Savings of (£0.090m) have been projected based on current vacancies within the service and a further (£0.171m) efficiency has been identified through a review of central support recharges. Costs of legal advice in respect of the Renting Homes Wales Act £0.017m. Pressure in relation to insurance costs currently forecasted to be £0.102m. Other minor variances of £0.002m.	
Capital Expenditure From Revenue (CERA)	10.898	13.755	2.857	2.857		
HRA Projects	0.122	0.122	(0.000)	(0.000)		
Contribution To / (From) Reserves	2.858	2.858				
<b>Total Housing Revenue Account</b>	<b>(0.000)</b>	<b>3.076</b>	<b>3.076</b>	<b>3.321</b>		

Mae'r dudalen hon yn wag yn bwrpasol

# Eitem ar gyfer y Rhaglen 9



## CABINET

<b>Date of Meeting</b>	17 <sup>th</sup> January 2023
<b>Report Subject</b>	Social Value Progress Update
<b>Cabinet Member</b>	Cabinet Member for Finance, Inclusion, Resilient Communities, including Social Value and Procurement
<b>Report Author</b>	Chief Officer Social Services
<b>Type of Report</b>	Operational

### EXECUTIVE SUMMARY

Generating social value from the Council's commissioning and procurement activities is the largest contributor to increased social value and remains a key area of focus for the Council.

This report outlines performance data for the full financial year 2021/22, as well as the first six months of 2022/23.

The report also outlines the next steps for implementing the recommendations made and endorsed by Cabinet earlier this year.

### RECOMMENDATIONS

1	Cabinet notes the positive performance achieved in relation to generating social value during 2021/22, as well as the first six months of 2022/23.
2	Cabinet consider and support the next steps proposed.

## REPORT DETAILS

1.00	<b>EXPLAINING THE LATEST PROGRESS FOR SOCIAL VALUE</b>																		
1.01	<p><b>Social Value Annual Performance 2021/22 and Quarters One and Two of financial year 2022/23</b></p> <p>Generating increased social value is a corporate priority for the Council.</p> <p>For 2021/22 and the first six months of 2022/23 the main area of focus has remained, which has been, to increase social value from the Council's commissioning and procurement activities. During this reporting period achievement against target has been high.</p>																		
1.02	<p>The targets set for social value for 2021/22, as contained within the Council Plan, were as follows:</p> <ul style="list-style-type: none"> <li>• 69 contracts supported per financial year to include social value</li> <li>• £2,854,266 social value generated from awarded contracts</li> </ul> <p>For 2022/23, the target for contracts supported per financial year to include social value has been reduced to 60. This reduced target was approved by Cabinet at their meeting in February 2022, based on available resource and the desire to ensure other elements of the social value work programme could be progressed.</p>																		
1.03	<p>Table 1 below shows the actual performance achieved in year 2021/22.</p> <p><b>Table 1 – Social Value Performance 2021/22</b>  <b>NB: financial values have been rounded up/down to the nearest whole pound.</b></p> <table border="1" data-bbox="336 1205 1401 1451"> <thead> <tr> <th></th> <th>Quarter 1 Apr-Jun 2021</th> <th>Quarter 2 Jul-Sept 2021</th> <th>Quarter 3 Oct-Dec 2021</th> <th>Quarter 4 Jan-Mar 2022</th> <th>Total 2021/22</th> </tr> </thead> <tbody> <tr> <td>Contracts supported</td> <td>15</td> <td>47</td> <td>25</td> <td>26</td> <td>113</td> </tr> <tr> <td>£s of social value generated</td> <td>£231,444</td> <td>£1,378,877</td> <td>£97,590</td> <td>£1,521,521</td> <td>£3,229,432</td> </tr> </tbody> </table> <p>As the data captured in Table 1 above demonstrates, the targets for social value in 2021/22 were exceeded, with an additional 44 contracts supported to include social value and circa £375k of additional social value generated from awarded contracts.</p>		Quarter 1 Apr-Jun 2021	Quarter 2 Jul-Sept 2021	Quarter 3 Oct-Dec 2021	Quarter 4 Jan-Mar 2022	Total 2021/22	Contracts supported	15	47	25	26	113	£s of social value generated	£231,444	£1,378,877	£97,590	£1,521,521	£3,229,432
	Quarter 1 Apr-Jun 2021	Quarter 2 Jul-Sept 2021	Quarter 3 Oct-Dec 2021	Quarter 4 Jan-Mar 2022	Total 2021/22														
Contracts supported	15	47	25	26	113														
£s of social value generated	£231,444	£1,378,877	£97,590	£1,521,521	£3,229,432														
1.04	<p>Table 2 below shows the actual performance achieved in quarters one and two of 2022/23.</p> <p><b>Table 2 – Social Value Performance for Q1 and Q2 2022/23</b>  <b>NB: financial values have been rounded up/down to the nearest whole pound.</b></p> <table border="1" data-bbox="336 1845 1401 2069"> <thead> <tr> <th></th> <th>Quarter 1 Apr-Jun 2022</th> <th>Quarter 2 Jul-Sept 2022</th> <th>Total 2022/23</th> </tr> </thead> <tbody> <tr> <td>Contracts supported</td> <td>32</td> <td>22</td> <td>54</td> </tr> <tr> <td>£s of social value generated</td> <td>£1,267,646</td> <td>£1,888,607</td> <td>£3,156,253</td> </tr> </tbody> </table>		Quarter 1 Apr-Jun 2022	Quarter 2 Jul-Sept 2022	Total 2022/23	Contracts supported	32	22	54	£s of social value generated	£1,267,646	£1,888,607	£3,156,253						
	Quarter 1 Apr-Jun 2022	Quarter 2 Jul-Sept 2022	Total 2022/23																
Contracts supported	32	22	54																
£s of social value generated	£1,267,646	£1,888,607	£3,156,253																

	<p>The first six months of data for 2022/23, highlighted in Table 2 above, indicate that 90% of the target for the number of contracts supported to include social value in this financial year has been achieved in this reporting period. Moreover, the Council Plan target for the number of pounds of social value generated has already been surpassed.</p>																														
1.05	<p>In addition to the above performance reporting, the Council's Procurement Services also capture information on estimated contract award expenditure from procurement activities. This data includes the number of awarded contracts for the reporting period, which include social value as a contractual requirement. Further details for 2021/22 can be found in Table 3 below, with the in-year to date information 2022/23 provided in Table 4, under point 1.06 following.</p> <p><b>Table 3: Procurement Performance Data for 2021/22</b>  <b>NB: financial values have been rounded up/down to the nearest whole pound.</b></p> <table border="1" data-bbox="336 689 1425 1648"> <thead> <tr> <th data-bbox="336 689 568 786"></th> <th data-bbox="568 689 735 786">Quarter 1 Apr-Jun 2021</th> <th data-bbox="735 689 903 786">Quarter 2 Jul-Sept 2021</th> <th data-bbox="903 689 1070 786">Quarter 3 Oct-Dec 2021</th> <th data-bbox="1070 689 1238 786">Quarter 4 Jan-Mar 2022</th> <th data-bbox="1238 689 1425 786">Total 2021/22</th> </tr> </thead> <tbody> <tr> <td data-bbox="336 786 568 1048">Total estimated contract award value for contracts over £25k including contracts awarded through an exception</td> <td data-bbox="568 786 735 1048">£2,168,287</td> <td data-bbox="735 786 903 1048">£2,128,905</td> <td data-bbox="903 786 1070 1048">£2,464,593</td> <td data-bbox="1070 786 1238 1048">£14,768,810</td> <td data-bbox="1238 786 1425 1048">£21,530,595</td> </tr> <tr> <td data-bbox="336 1048 568 1182">Total No. contracts awarded over £25k</td> <td data-bbox="568 1048 735 1182">19</td> <td data-bbox="735 1048 903 1182">13</td> <td data-bbox="903 1048 1070 1182">14</td> <td data-bbox="1070 1048 1238 1182">17</td> <td data-bbox="1238 1048 1425 1182">63</td> </tr> <tr> <td data-bbox="336 1182 568 1417">Proportion of contracts awarded over £25k which were supported to include social value</td> <td data-bbox="568 1182 735 1417">11 (58%)</td> <td data-bbox="735 1182 903 1417">12 (92%)</td> <td data-bbox="903 1182 1070 1417">8 (57%)</td> <td data-bbox="1070 1182 1238 1417">13 (76%)</td> <td data-bbox="1238 1182 1425 1417">44 (62%)</td> </tr> <tr> <td data-bbox="336 1417 568 1648">Proportion of contracts awarded over £25k which were not supported to include social value</td> <td data-bbox="568 1417 735 1648">8 (42%)</td> <td data-bbox="735 1417 903 1648">1 (8%)</td> <td data-bbox="903 1417 1070 1648">6 (43%)</td> <td data-bbox="1070 1417 1238 1648">4 (24%)</td> <td data-bbox="1238 1417 1425 1648">19 (27%)</td> </tr> </tbody> </table>		Quarter 1 Apr-Jun 2021	Quarter 2 Jul-Sept 2021	Quarter 3 Oct-Dec 2021	Quarter 4 Jan-Mar 2022	Total 2021/22	Total estimated contract award value for contracts over £25k including contracts awarded through an exception	£2,168,287	£2,128,905	£2,464,593	£14,768,810	£21,530,595	Total No. contracts awarded over £25k	19	13	14	17	63	Proportion of contracts awarded over £25k which were supported to include social value	11 (58%)	12 (92%)	8 (57%)	13 (76%)	44 (62%)	Proportion of contracts awarded over £25k which were not supported to include social value	8 (42%)	1 (8%)	6 (43%)	4 (24%)	19 (27%)
	Quarter 1 Apr-Jun 2021	Quarter 2 Jul-Sept 2021	Quarter 3 Oct-Dec 2021	Quarter 4 Jan-Mar 2022	Total 2021/22																										
Total estimated contract award value for contracts over £25k including contracts awarded through an exception	£2,168,287	£2,128,905	£2,464,593	£14,768,810	£21,530,595																										
Total No. contracts awarded over £25k	19	13	14	17	63																										
Proportion of contracts awarded over £25k which were supported to include social value	11 (58%)	12 (92%)	8 (57%)	13 (76%)	44 (62%)																										
Proportion of contracts awarded over £25k which were not supported to include social value	8 (42%)	1 (8%)	6 (43%)	4 (24%)	19 (27%)																										

1.06	<p><b>Table 4: Procurement Performance Data for Q1 and Q2 2022/23</b>  <b>NB: financial values have been rounded up/down to the nearest whole pound.</b></p> <table border="1"> <thead> <tr> <th data-bbox="336 185 587 277"></th> <th data-bbox="592 185 890 277">Quarter 1 Apr-Jun 2022</th> <th data-bbox="895 185 1161 277">Quarter 2 Jul-Sept 2022</th> <th data-bbox="1166 185 1401 277">Total For Q1 and Q2 22/23</th> </tr> </thead> <tbody> <tr> <td data-bbox="336 284 587 510">Total estimated contract award value for contracts over £25k including contracts awarded through an exception</td> <td data-bbox="592 284 890 510">£3,228,134</td> <td data-bbox="895 284 1161 510">£3,012,356</td> <td data-bbox="1166 284 1401 510">£6,240,490</td> </tr> <tr> <td data-bbox="336 517 587 609">Total No. contracts awarded over £25k</td> <td data-bbox="592 517 890 609">9</td> <td data-bbox="895 517 1161 609">20</td> <td data-bbox="1166 517 1401 609">29</td> </tr> <tr> <td data-bbox="336 616 587 808">Proportion of contracts awarded over £25k which were supported to include social value</td> <td data-bbox="592 616 890 808">7 (78%)</td> <td data-bbox="895 616 1161 808">15 (75%)</td> <td data-bbox="1166 616 1401 808">22 (76%)</td> </tr> <tr> <td data-bbox="336 815 587 1041">Proportion of contracts awarded over £25k which were not supported to include social value</td> <td data-bbox="592 815 890 1041">2 (22%)</td> <td data-bbox="895 815 1161 1041">5 (25%)</td> <td data-bbox="1166 815 1401 1041">7 (24%)</td> </tr> </tbody> </table>		Quarter 1 Apr-Jun 2022	Quarter 2 Jul-Sept 2022	Total For Q1 and Q2 22/23	Total estimated contract award value for contracts over £25k including contracts awarded through an exception	£3,228,134	£3,012,356	£6,240,490	Total No. contracts awarded over £25k	9	20	29	Proportion of contracts awarded over £25k which were supported to include social value	7 (78%)	15 (75%)	22 (76%)	Proportion of contracts awarded over £25k which were not supported to include social value	2 (22%)	5 (25%)	7 (24%)
	Quarter 1 Apr-Jun 2022	Quarter 2 Jul-Sept 2022	Total For Q1 and Q2 22/23																		
Total estimated contract award value for contracts over £25k including contracts awarded through an exception	£3,228,134	£3,012,356	£6,240,490																		
Total No. contracts awarded over £25k	9	20	29																		
Proportion of contracts awarded over £25k which were supported to include social value	7 (78%)	15 (75%)	22 (76%)																		
Proportion of contracts awarded over £25k which were not supported to include social value	2 (22%)	5 (25%)	7 (24%)																		
1.07	<p>Please note, the contracts data provided in Table 1 and Table 2 above include procurement activity where ongoing support is being provided to include social value, but where the contract may not have yet been awarded. This measure has been provided to illustrate a more accurate reflection of the workload rather than just including the procurement spend data, as captured in Table 3 and Table 4, which only includes contracts that have been awarded.</p>																				
1.08	<p>In addition to the social value and procurement performance highlighted above, the following local outcomes were achieved for the financial year 2021/2022:</p> <ul style="list-style-type: none"> <li>• £2,197,562 of local spend.</li> <li>• 101 apprenticeship training weeks completed.</li> <li>• £11,938 of in-kind community funding donated.</li> <li>• 364 volunteering hours donated to support local communities.</li> <li>• 24 local people employed full time equivalent.</li> <li>• 49 hours invested to support educational initiatives with local schools and colleges.</li> <li>• 39 weeks of work experience placements provided to residents.</li> </ul>																				
1.09	<p>More recently, the local outcomes that have been achieved for the first six months of 2022/23 include:</p> <ul style="list-style-type: none"> <li>• £2,884,026.66 of local spend.</li> <li>• 200 apprenticeship training weeks completed.</li> <li>• 190 trainee training weeks completed.</li> <li>• 135 volunteering hours donated to support local communities.</li> </ul>																				



	<ul style="list-style-type: none"> <li>• 3 weeks of work experience placements provided to residents.</li> <li>• £491 donated to support local green infrastructure initiatives.</li> <li>• 1,474 hours donated to support young people (under 24 year olds) into work i.e. CV advice, mock interviews and careers guidance.</li> <li>• 10 hours invested to support educational initiatives with local schools and colleges.</li> <li>• 6 weeks of staff upskilling delivered as part of training opportunities and comprehensive upskilling programmes.</li> </ul>
1.10	From a more qualitative perspective these achievements are further supported by a case study, which can be found at Appendix 1.
1.11	Flintshire County Council continues to be recognised for its work in social value, this is demonstrated by the Social Value Development Officer repeatedly being invited to attend conferences and events as a key panel speaker on social value. The Council also continues to support regional and national work to enhance social value in public services through engagement in appropriate working groups and forums.
1.12	<p><b>Next Steps</b></p> <p>In February 2022 a social value report, with recommendations to secure a sustainable programme of work for social value was presented to and endorsed by Cabinet.</p> <p>Since then further work has been undertaken to draw up an action plan to achieve the recommendations. The action plan, which is still evolving, covers areas of policy and process that will be reviewed with a view of making improvements, for example simplifying the social value commissioning and procurement process; developing new ways of working that embed social value across the organisation; and developing resources to support commissioning officers and contract managers.</p>

<b>2.00</b>	<b>RESOURCE IMPLICATIONS</b>
2.01	The targets for social value have been reduced, as outlined under 1.02 above, to enable the social value action plan to be developed and implemented. This work will support the sustainable achievement of social value in future years, with greater resilience for the programme.
2.02	Options are being explored for securing a sustainable budget to cover the support requirements for the social value programme, i.e. systems and data collection/reporting.

<b>3.00</b>	<b>IMPACT ASSESSMENT AND RISK MANAGEMENT</b>
3.01	An impact assessment has not been completed as this report provides an update on operational performance. Should any policy changes result from the work identified under 1.12 then an Integrated Impact Assessment will be completed, as required.

3.02	<p>Risks affecting the delivery of the programme and associated Council Plan targets include: COVID-19, Brexit and now also the energy and the cost of living crisis.</p> <p>Supply chain partners continue to face challenges in meeting contractual social value commitments as a result and given the current economic climate, this risk is likely to increase for the remaining financial year.</p>
------	--

<b>4.00</b>	<b>CONSULTATIONS REQUIRED/CARRIED OUT</b>
4.01	This report was considered by the Corporate Resources Overview and Scrutiny Committee on Thursday 12 <sup>th</sup> January 2023. Feedback from this meeting will be shared with Cabinet.

<b>5.00</b>	<b>APPENDICES</b>
5.01	Appendix 1 – Social Value Case Study, Castell Alun High School

<b>6.00</b>	<b>LIST OF ACCESSIBLE BACKGROUND DOCUMENTS</b>
6.01	Social Value – report presented to Cabinet in February 2022, available online: <a href="https://committeemeetings.flintshire.gov.uk/ieListDocuments.aspx?CId=391&amp;MIId=5075&amp;Ver=4&amp;LLL=0">https://committeemeetings.flintshire.gov.uk/ieListDocuments.aspx?CId=391&amp;MIId=5075&amp;Ver=4&amp;LLL=0</a>

<b>7.00</b>	<b>CONTACT OFFICER DETAILS</b>
7.01	<p><b>Contact Officer:</b> Olivia Hughes – Social Value Development Officer</p> <p><b>Telephone:</b> 07552 254532</p> <p><b>E-mail:</b> Olivia.hughes@flintshire.gov.uk</p>

<b>8.00</b>	<b>GLOSSARY OF TERMS</b>
	<p><b>Commissioning Officer</b> - An individual Officer responsible for procuring goods, works or services on behalf of the Council.</p> <p><b>Social Value</b> - A broad term used to describe, the social, economic, environmental and cultural impact of our collective decision making and business operations.</p> <p>Flintshire County Council define social value as:  <i>A way of thinking about how scarce resources are allocated and used. It involves looking beyond the price of each individual contract when procuring and looking at what the collective benefit to community is when a public body chooses to award a contract.</i></p>

<p><i>Every time we spend £1 on the delivery of services we will consider whether we can achieve additional collective well-being benefits from that £1 to the wider community.</i></p>
---

Mae'r dudalen hon yn wag yn bwrpasol

**CASTELL ALUN SCHOOL**  
**OUR IMPACT**  
**OUR LEGACY**



# PROJECT OVERVIEW

## KEY FACTS

Project Value	<b>£7.6m</b>
Customer	<b>Flintshire County Council</b>
Procurement	<b>Scape Major Works</b>
Dates	<b>October 2020 - October 2022</b>



Creating a new and inspiring learning space for students and teachers, in addition to employment and learning opportunities for the local Flintshire community, a new, three-storey art and design technology block has been built at Castell Alun High School.



Featuring specialist classrooms alongside general teaching spaces, offices and toilets, the new facility also has additional parking areas (enabled by the demolition of the technology block), and a welcomed replacement of the roof over the existing music department.

Tudalen 130

## HOW SOCIAL VALUE IS MEASURED

Willmott Dixon uses the National TOMs (Themes Outcomes and Measures), externally-verified proxy values, which help us calculate the social return on investment of our community activities.

The proxies are set by an external independent expert organisation (Social Value Portal) which looks through trusted and verifiable publicly available source of data to find the most suitable proxy values. These are monitored regularly to ensure they are current and valid. To ensure the integrity of the values used, Willmott Dixon companies only use data validated by The Social Value Portal.

## PROJECT COMMITMENTS

Our aim is to always deliver high-impact social value and support the local economy through encouraging local spend and providing local labour opportunities.

Working collaboratively with Flintshire Council, Castell Alun High School and at all times considering the seven wellbeing goals that underpin the 'Well Being of Future Generations (Wales) Act 2015', we put together a plan to support the students and staff of the existing high school, as well the wider community of Mold and Flintshire.

The plan outlined specific targets across employment, education and community, with particular focus placed on the following key areas throughout delivery:

- Local spend
- Local employment to reach those furthest from the job market
- School engagement
- Supporting third sector



**£1.05m**  
**SROI**

## PROJECT ACHIEVEMENTS



**14.2%**  
Overall SROI



**31 apprentice  
weeks delivered**

### Local spend

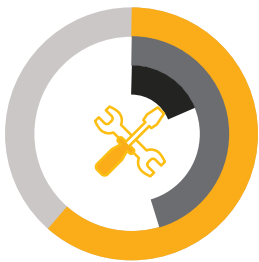


**30.1% within 10 miles**  
**35.98% within 20 miles**  
**57.56% within 40 miles**



**6 weeks work  
experience**

### Local labour



**22.69% within 10 miles**  
**43.30% within 20 miles**  
**77.78% within 40 miles**



**104 volunteering  
hours completed**



**44**  
**Considerate  
Constructors  
score**



**31 workshops  
delivered**

## LOCAL EMPLOYMENT OPPORTUNITIES

### SIMON HEMMINGWAY

Simon, 44 years old from Ellesmere Port, joined the Willmott Dixon team on the Castell Alun project after being made unemployed as a result of the Covid 19 pandemic. We interviewed Simon to find out more about his new opportunity with Willmott Dixon:



#### Q WHAT WAS YOUR SITUATION BEFORE STARTING AT WILLMOTT DIXON?

A I'd been working in and out of jobs through agencies for quite a while and was laid off again from my last employer before getting this job here with Willmott Dixon. Going right back I actually qualified as Business Administrator but quickly learned that working in an office wasn't for me. I much prefer to be outdoors.

#### Q WHAT SKILLS HAVE YOU LEARNED WHILST WORKING WITH WILLMOTT DIXON?

A I've gone through Banksman training and that's been really important on this site given we are working with a school and there are kids so close to the works being carried out. I've not worked on a school project before and that's been challenging working hard to keep the pupils safe and managing the school drop off and pick up times. I've also undertaken face fit training and how to manage Covid 19 with visitors and operatives coming to site.

#### Q WHAT'S IT LIKE TO WORK FOR WILLMOTT DIXON?

A I've really enjoyed myself on this project. The way we work as a team is great; I always feel that I bring value to the team and that's because the managers here have come up through the trades themselves, so they understand what it's like to work on the ground. They also come across very calm and collected even when things become a little pressured or urgent.

#### Q WHAT DOES THIS NEW OPPORTUNITY MEAN TO YOU?

A It's been great so far. There is a good group of people on here that work as a team but the most important thing is that I have more security with this being a long term job.

#### Q WHAT ARE YOUR NEXT STEPS?

A Gaining more experience on different types of building projects and more certificates. My next step would be to do a First Aid course as I think this is helpful on any site.



*"Since joining Willmott Dixon in September, Simon has very quickly become an integral part of the site team at Castell Alun. Simon's willingness to understand a new project has been excellent and has handled the challenge of both vehicle and pedestrian traffic management in and around site brilliantly. Already it is apparent he has the right qualities and skills for our site requirements."*

**Brian Hanlon, Construction Manager at Willmott Dixon Construction**



## LOCAL EMPLOYMENT OPPORTUNITIES

### STEFAN CRIPPS

32 year old Stefan came to the Castell Alun project through the help of Inside Connections. Stefan gives an insightful view of how he turned and continues to turn his life around after years of living homeless and suffering from poor mental health:



#### Q WHAT WAS YOUR SITUATION BEFORE STARTING AT WILLMOTT DIXON?

A I'd been working with a UPVC spraying company in Preston for a few months but became unemployed when Covid 19 hit. I actually grew up as a bricklayer with my Grandad but things at home became really difficult and I ended up couch surfing before becoming totally homeless and living on the streets for about 4 or 5 years in Liverpool.

I suffered (and still do) from mental health and at 28 years of age I ended up inside. I had to do 2 ½ years of a five year sentence. I'm not proud of what happened but I appreciate everything jail gave me otherwise I could have been dead. I became Christian while I was in there and took courses in mental health management which has changed my life for good.

#### Q WHAT IS THE MOST IMPORTANT THING ABOUT THIS NEW OPPORTUNITY?

A This is a long term contract that gives me purpose and security. I can plan ahead for myself and my family. While I was unemployed I couldn't go to the gym because of the costs but now I can which again is so important for my mental health. I feel like this job is the good foundations to grow on. Life is back to good again.

#### Q WHAT HAS IT BEEN LIKE TO WORK WITH WILLMOTT DIXON?

A I want to strive and have a voice in my work. With Willmott Dixon you can suggest things and they listen to and acknowledge what you say. That's a big thing as you feel worthwhile. They have also really supported me with my mental health by allowing me to be honest about it and talk about it whenever I need to. Dave (Build Manager) often asks me if I'm ok twice, which is a great thing to do with people who have mental health issues as you naturally say "yeah I'm fine" the first time.

#### Q WHAT WILL YOUR NEXT STEPS BE?

A I'm looking forward to doing my dumper training but what I'd really like to do is help others in Construction. Not to tell them what to do, but just tell my story; so they know they are not alone if they suffer from mental health issues and there are ways of managing it. I've already been on TV to tell people they can change their life. If I can, anyone can.

*"Stefan is a really positive character who is always looking forward and has a positive impact on all those around him. He is solution focused and although a new team member is not afraid to make suggestions for the better. He has obviously been through a lot previous to being here and its great that he can be so honest about this and allow us to help him if its needed. This openness is essential today with mental health such an important issue in construction and everyday society."*



**Dave Roberts, Build Manager at Willmott Dixon Construction**

## SCHOOL ENGAGEMENT

Prior to the construction of Castell Alun, Social Value Manager, Beth Modder, and Construction Manager, Brian Hanlon, sat with the Senior Leaders of the High School to develop a robust, exciting and ambitious school/employer engagement plan. The aim was to develop a plan that would align to - and take full advantage of - the construction works taking place right on their own grounds, as well as the wider range of staff skills and resource available throughout the Willmott Dixon business and the many supply chain partners also contributing to the new school.



Staff and students of Castell Alun High School at the monumental steel beam signing ceremony.

Working collaboratively throughout a series of meetings, we identified the school's key priorities and focus areas as:

- Construction and Engineering students
- Diversity in Construction
- Disengaged boys at risk of becoming NEET
- Aligning the curriculum to careers across subjects.

After fine tuning the initial programme, Beth and the Willmott Dixon team engaged continually with the school to ensure we remained abreast of the events calendar, any new priorities, students identified as requiring support and the impact the pandemic was having on student life.

*"WD also inspired the next generation of potential construction workers and engineers, providing workshops over several months with various student groups. These included a female engineering group, our construction students having first-hand experience of a large site and WD even organised work experience, with some of our more vulnerable students. For these students, such an experience proved invaluable. It gave them a real understanding of the skills and knowledge required to work in this industry and will prepare them for later life."*

**Colin Ellis, Headteacher at Castell Alun School**

## CUSTOMER RESEARCH SESSIONS

*"A key part of understanding the market is to understand what your competitors offer. It is no use focussing solely on what potential customers might want or need if a competitor is already offering it."*

We used this thought-provoking statement to set the scene for a research project tasked to a group of thirty key stage 4 business study students at Castell Alun.

When covid restrictions were still in place on visits to school, our Customer Knowledge Team designed and led a virtual project based on winning an exciting contract that a number of contractors were bidding for.

The students' task was to research Willmott Dixon's competitors in order to identify our strengths, as well as what competitors may offer that we don't. The students then had to present their findings back to the team with supported evidence and rationale.

*"Willmott Dixon provided a video and challenge that was a real-world example of conducting research and market research ahead of a 'bid'. This was an interesting case study that was delivered to Key Stage 4 students. The students enjoyed the real-world nature of the work and produced interesting response."*

**Katy Jones, Acting Assistant Head at Castell Alun School**



## CONSTRUCTION PROGRAMME

We designed a bespoke, 7 week construction programme for the school's year 10 engineering and construction students. Students experienced the journey of a typical school build through a multitude of sessions and activities undertaken both on and off site.

Willmott Dixon staff members from across a diverse range of roles delivered theoretical and practical learning, whilst sharing their own personal career journey and words of advice and guidance. Providing the students with an in-depth insight into the breadth of careers available to them in construction and the different routes of getting there.

The students participated in a variety of technical tasks such as programming works (role of a programmer), calculating quantities of materials required from drawings (the role of a quantity surveyor), carrying out H&S inspections (role of a H&S Manager) and creating Matterport films (role of a BIM Manager) and then also experienced hands on trade activities such as brickwork.



*"I would like to thank you for arranging the sessions for our college group. They have thoroughly enjoyed getting to know the staff at Willmott Dixon, as well as taking part in sessions and experiencing the real time development of our new building.*


*This has been a unique experience, which has given them the opportunity to participate in a 'live' project and learn new skills. The sessions have been delivered in a fun way, that were informative and interesting."*

**Diane Bates, Learning Coach Inclusion  
Coordinator at Castell Alun School**

## COACHING BOYS TO SUCCESS

Helping the school to support some of their male year 9 students who were identified as at risk of becoming NEET, our Social Value Manager Beth Modder ran a 'Coaching for Success' Programme over a six-week period.

Helping the school to support some of their male year 9 students who were identified as at risk of becoming NEET, our Social Value Manager Beth Modder ran a 'Coaching for Success' Programme over a six-week period.



The programme started by exploring masculine stereotypes and beliefs that negatively impact the boys' emotions, behaviours at school, and life choices. We called this their 'Man Box'. By discussing stereotypical expectations such as being manly and strong, we were further able to explore the impact these beliefs could have.

Through discussion and activities set, the group talked openly about their own personal experiences and how certain stereotypes and beliefs had influenced some of their life choices. For example, they shared their thoughts on choosing school subjects such as drama, art and music, stating that these would naturally be avoided as they are considered subjects for girls.

The group also discussed how easy it was to get drawn into male anti-social behaviours such as drugs and gangs in their local area. We then considered what impact holding such beliefs long term could have on adult mental health and in workplaces such as construction.

To emphasize the risks, John Burton - a reformed ex offender from Inside Connections, was invited to talk to the students about his experiences. Growing up as a young lad in Liverpool, John delivered a talk on the consequences of living out such negative stereotypical behaviours, enabling the boys to understand the reality of wrong choices.

Following on from this, the students then went onto explore their future courageous goals including their careers and the key milestones of getting there, using interactive tools such as vision boards and the 'wheel of life'. In doing so, the group were able to reframe their original 'man box' and create new positive beliefs and next steps for their personal career journeys.

*"The sessions were very well run and made the boys involved feel that it was a safe environment for them to discuss very sensitive issues.*

*"The sessions did help them to see things from a different perspective and to help them to see what mattered in their lives. We have seen a marked difference in two of the boys who took part and they are now displaying more mature and positive behaviours as they have moved on to their GCSE years.*

*"Moving forward I think it would be really beneficial for our pastoral support person in school to liaise with Beth so that we can continue the good work that she has done with the group."*

**Katy Jones, Acting Assistant Head at Castell Alun School**



## WOMEN IN CONSTRUCTION

On the 25th May 2021, a group of Willmott Dixon female staff members from across different fields and roles came together to inspire and educate Castell Alun year 9 girls on the opportunities and careers available in construction.



Timing the event to align with the important stage of choosing subject options for the girl's final two years of school, this widened their views on the range of possibilities available within the construction industry, which proved particularly helpful for those looking to take business studies as an option.

Interaction and communication was key to the session and as part of a carousel activity, the girls were asked to meet each staff member and guess the women's roles after asking questions about their skills, strengths and previous qualifications. The girls were then asked to rate themselves against each role, thinking about their own skills, strengths, personality and subject preferences.



*"Firstly, it was so wonderful to see so many female role models come into school to deliver the workshops. Our year 9 students were really excited to hear about all the various roles and also the backgrounds of the women and what led them to where they are now."*

*"Working within the construction industry was not something that most of them had considered at all. It helped them to see that they could have a career and progress within that sector."*

*"The structure of the event was well planned, and the students liked the way they were put into small groups as it felt like they were having more of a chat rather than it being a formal presentation. The event has inspired a few more girls to consider a job in the construction industry and to take on apprenticeships also."*

**Katy Jones, Acting Assistant Head at Castell Alun School**

## WORK EXPERIENCE

At the start of the Castell Alun project, we identified the value of providing local young people with real life work experience. Giving them a taste of a modern day construction site and highlighting the wide range of job roles required to successfully run an important local construction project like Castell Alun. During the lifetime of the build we invited a number of local students and community members who were looking for the next steps in their career to participate in work placements with our site team.

### THEO'S STORY

Lacking in confidence and motivation, Theo was referred to Careers Wales at the start of Year 10 to help him focus on career ideas and his next steps after leaving Year 11. Theo attended school on a part-time timetable (mornings only), studying only Maths and English.

Theo was supported by a careers adviser through 1-1 and group sessions in school. He was unsure what he would like to do after leaving school but felt he would be better suited to a practical job. As a result, it was decided that he would benefit from attending some work experience to help him explore his ideas further.

During lockdown, Theo did not engage well digitally and rarely answered his phone. Web links from the Business Engagement Adviser were sent to help him explore his idea of working in the construction industry further. Together with a coaching session provided by our Social Value Manager, Beth Modder, Theo started to re-engage when he returned to school in October 2020 (now in Year 11) and discussions between Careers Wales and Willmott Dixon took place to arrange a work placement on our construction site at Theo's school.

Theo was finally able to start his work placement with Willmott Dixon at the start of May 2021. He attended on a weekly basis for half a day initially, but this was soon increased to a full day which was a big step for Theo. He intergrated well with the site team and took a keen interest in the work from the start. By shadowing different trades, this helped him to make decisions about potential routes he might like to consider within Construction.



Developing a really positive, trusting relationship with Theo, Willmott Dixon Build Manager, Dave Roberts, went above and beyond throughout the placement. Dave set Theo tasks to provide a good overall understanding of how different skills are used within construction, allowing him to get the most out of his time on placement.

By continually mentoring him, pushing him out of his comfort zone and challenging some of his limiting beliefs (such as college not being right for him), Dave was able to positively influence Theo whilst giving him some invaluable advice around the best ways into construction.

*"It was clear to me that the team at Willmott Dixon invested a lot of time and energy into supporting Theo's needs whilst on placement. Theo was happy to continue his placement after he left school at the end of May even though he had officially left school. The placement really helped to focus Theo on his plans for the future as well as build his confidence. Theo went into this placement with no plans in place after Year 11 and he is now waiting to start a Construction Skills Traineeship with Coleg Cambria."*

**Kayleigh Brummell, Business Engagement Advisor at Careers Wales**

*"I am 100% convinced that if Theo hadn't done this work placement with Willmott Dixon, he wouldn't be getting ready to start college now. You have all been amazing, thank you so much for your help and support."*

**Ceri, Theo's Mum**



## BUILDING RELATIONSHIPS WITH TRAINING & EDUCATION PROVIDERS

### WE MIND THE GAP

During the construction period, we were connected to We Mind The Gap, a local charity which runs a number of programmes for young people across North Wales. This includes the 12 month "We Grow" programme for young women in disadvantaged circumstances, providing work placements, life coaching, new skills and experiences.

It was immediately apparent that not only did the programme support Flintshire's focuses on areas such as wellbeing and employability, it was something that the Willmott Dixon team at Castell Alun could fully support. By offering both work placements and employability skills support, we were able to contribute to the young women's knowledge, providing them with insight into the construction industry (dispelling some common myths along the way!), and increasing their skillset and confidence throughout their time on the programme. Our Social Value Manager delivered a number of sessions including a STEM teamwork tetrahedron activity, CV writing, interview preparation and finally concluding with mock interviews.



*"My favourite part was getting to see how a building site operates and seeing behind the scenes of it all which is something that not ordinarily I would have been able to see. The people were all really friendly and welcoming... lots of opportunities were given to me...I was asked my preference of which field I would like to go into so I could best find my interests. I went into the management field and the painting and decorating field. I was also given the opportunity to do some charity work in the community"*

**Georgia, Student at We Grow**

### COLEG CAMBRIA

With work placements on hold and students restricted to studying from home, the pandemic made it vital to explore alternative means of support. Working with Assistant Principal, Ian Hogg, we quickly learned that digital technology was an important subject for Colleg Cambria's Department of Engineering & Construction.

Given that the college was largely unused at the time, we asked our Building Information Modelling (BIM) Manager, Pam Tippett, if she could produce a Matterport video of the College's Construction & Engineering Department areas. This would be used as study material for the students and also as promotional material for their website and future open days - a unique way of attracting the next generation to the industry!



*"Thanks ever so much for doing this for us, it will be really useful for promoting the Construction Centre to new students."*

**Ian Hogg, Assistant Principal at the Institute of Technology (Engineering and Construction)**

We also donated 8 packs of facing bricks to the college!

Tudalen 139

## COMMUNITY PROJECTS

### RAINBOW BIZ

RainbowBiz CIC is a social enterprise based in Flintshire, North Wales, set up to promote equality and diversity. Through projects and social events, Rainbow Biz enables and empowers their volunteers to develop skills, celebrate people and engage with the local community; minimising the impact of isolation and promoting social inclusion in minority and marginalised groups.



**RAINBOWBIZ**  
PROMOTING EQUALITY & DIVERSITY

We were connected to this social enterprise through Flintshire Council and took the opportunity to provide support to their their local hippy shop in Mold, which directly supports important community projects through the profits generated by the sale of fairtrade gifts and clothing. We carried out some well-needed building work inside and outside the shop, as a result greatly improving the shop function and maximising their overall efficiency.

 **52 HOURS STAFF TIME  
SPENT, £1,320 WORTH  
OF MATERIALS DONATED**

### HWB CAERGWRLE TRUSTEES

Our team at Castell Alun were put in contact with a small group from Caergwrle in the process of forming a charitable incorporated organisation. Their objective was to purchase a closed church in the area and convert it into a wellbeing hub for the local community.

As the group were at the beginning of the journey, they required guidance on making the building more sustainable, as well as structural survey advice to maximise the outcome from bids to the Welsh Government and other funders.

Providing guidance and support, we visited the church with trustee members of the group to understand their intentions for the building conversion. Evidence of damp was found in the building and we discussed options for improving energy efficiency, i.e., a new heating system and solar hot water system.

Enabling the group to consider the options available to them in improving the facility, we appointed a structural engineer to conduct a survey of the existing condition of the building and the roof. This also supported the group in applying for the funding required to improve the facility for the local community.



*"The Hwb Caergwrle Trustees are very appreciative of the support which Willmott Dixon has given to their project by way of a social value contribution. We are in process of making bids to Welsh Government and to other funders in order to secure the funding to purchase the closed Presbyterian Church and Schoolroom in Caergwrle so that they can become a village hub, wellbeing centre in the post pandemic period. It helps our case to be able to show that we have had a structural survey of the properties. Therefore we really welcome this support."*

**Dave Healey, Trustee at Hwb Caergwrle**

Tudalen 140





Mae'r dudalen hon yn wag yn bwrpasol

# Eitem ar gyfer y Rhaglen 10



## CABINET

<b>Date of Meeting</b>	Tuesday, 17 <sup>th</sup> January 2023
<b>Report Subject</b>	Housing Rent Income and Welfare Response
<b>Cabinet Member</b>	Cabinet Member for Housing and Regeneration
<b>Report Author</b>	Chief Officer (Housing and Communities)
<b>Type of Report</b>	Operational

### EXECUTIVE SUMMARY

This report provides Cabinet with a combined operational update on the latest welfare response impacts and current levels of 2022/23 housing rent arrears.

Rent arrears up to week 34 are £2.9m, compared to £2.7m at the same point last year. The ongoing costs-of-living crisis is having a detrimental impact on collections with some tenants struggling to meet the increasing living costs.

The use of the risk-based software is still being deployed to mitigate risks and ensure we make early engagement with those tenants who are failing to maintain their rent payments.

The report also provides a further update on the impacts that welfare reforms continue to have on residents and other cost of living challenges. It also provides an update on the work that is ongoing to mitigate many of these challenges and to support these households through the cost-of-living crisis.

### RECOMMENDATIONS

1	Cabinet to note the latest financial position for 2022/23 rent collections.
2	Cabinet to support the ongoing work to manage the impacts that welfare reform has, and will continue to have, on some of the most vulnerable residents along with implementing support via Welsh Government support measures to mitigate the cost-of-living crisis.

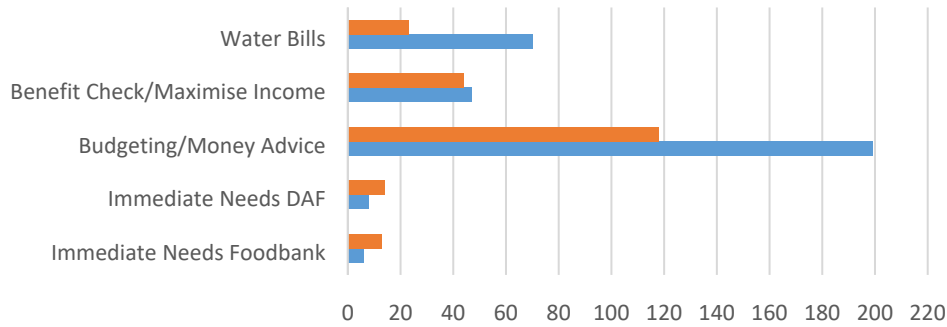
## REPORT DETAILS

1.00	<b>EXPLAINING THE LATEST POSITION FOR WELFARE REFORM AND COST OF LIVING CRISIS MITIGATION</b>
1.01	<p>The report provides a further update on the impacts that welfare reforms continue to have on Flintshire residents and the work that is ongoing to mitigate this and support these households.</p> <p>Vulnerable households have not only been impacted significantly by the pandemic but are now also being impacted by the cost-of-living crisis. The report, therefore, also provides information around a range of measures that have been developed to help those affected by the cost of living and the support provided to residents to help mitigate these negative impacts.</p>
	<b>Spare Room Subsidy</b>
1.02	<p>More commonly referred to as the <b>Bedroom Tax</b>, this reform relates to restrictions of Housing Benefit or Universal Credit where the claimant is under occupying the property. The restrictions are:</p> <p>14% reduction to the eligible rent where a person living in a social landlord property, has one or more “spare bedroom”</p> <p>25% reduction to the eligible rent where a person living in a social landlord property, has two or more “spare bedrooms”.</p>
	<b>Impact in Flintshire</b>
1.03	<p>Currently, a total of 454 households in Flintshire are subject to a reduction in their housing benefit payments because of the Bedroom Tax.</p> <p>This means that tenants affected by this restriction must find this extra money to pay their rent.</p> <p>The data here is limited to those tenants who still claim housing benefit. The Bedroom Tax is a restriction that also is applied to Universal Credit (UC), however, the council does not have access to this data to be able to report on this position</p>
	<b>Benefit Cap</b>
1.04	<p>The total amount of annual ‘out of work’ benefit income which a ‘working-age’ household can receive is set at (figures for households outside of greater London):</p> <ul style="list-style-type: none"> <li>• £20,000<sup>1</sup> for couples and lone parents (£383.56pw)</li> <li>• £13,400 for single claimants (£256.99pw)</li> </ul> <p>The latest figures at show that there are 10,997 households in Wales subject to a reduction in their housing benefit only. The data is unavailable to be able to report for those in receipt of UC.</p>

	<b>Impact in Flintshire</b>
1.05	As at November 2022 there were 13 households in Flintshire which were subject to a reduction in their housing benefit or UC as a result of the benefit cap being applied. The total loss each week for all these households is a collective loss of income of around £626 per week, equating to approx. £32,600 per annum.
	<b>Cost of Living Support Scheme</b>
1.06	<p>A Cost-of-Living support scheme has been delivered on behalf of Welsh Government (WG) to provide local households with a £150 payment to help mitigate the impacts of rising energy costs.</p> <p>The main scheme was aimed towards households in Council Tax bands A to D and households in receipt of Council Tax Reduction across all Council Tax bands. The main scheme closed for applications on 30<sup>th</sup> September 2022.</p> <p>A total of 45,813 payments have been made to eligible households totalling £6.9m – this equates to a take-up rate of 98.4%.</p> <p>Welsh Government have also provided further funding for local authorities to design and implement a discretionary scheme to provide support to those households not eligible for a payment under the main scheme.</p> <p>Discretionary payments, consisting of individual awards of either £125 or £150 have been awarded to 7,080 households, with total awards equating to £905k. The Discretionary scheme remains open for eligible households.</p>
	<b>Unpaid Carers</b>
1.07	<p>As part of the package of support for the cost-of-living crisis Welsh Government introduced a one-off £500 payment to all eligible unpaid carers in Wales who were in receipt of Carers Allowance on 31 March 2022.</p> <p>The payment was made in recognition of the increased financial pressures many unpaid carers have experienced during the pandemic, and to help with some of the additional costs they have incurred. The payment was targeted towards those individuals who care for someone for at least 35 hours a week and have low incomes.</p> <p>Individuals are <b>not</b> eligible for the payment if:</p> <ul style="list-style-type: none"> <li>• they have an underlying entitlement to Carers Allowance but do not receive a payment because they are in receipt of another benefit at the same or higher rate; or</li> <li>• they receive a carer premium within a means tested benefit.</li> </ul> <p>Registration commenced on 16 May 2022 to 15 July 2022. Payments for successful claims were made from June through to the end of November 2022.</p>

	Following successful promotional activity through our Corporate Communication routes and Social Services, a total of 2,324 applications were received and 1,693 payments of £500 were made totalling £846,500.									
	<b>Winter Fuel Support Scheme</b>									
1.08	<p>From 1<sup>st</sup> September 2022 to 31<sup>st</sup> January 2023 eligible households can claim a one-off £200 payment from their local authority to provide support towards paying their fuel bills. The payment is available to all <b>eligible households</b> regardless of how they pay for their fuel, whether that is, for example, on a pre-payment meter, by direct debit or by paying a bill quarterly.</p> <p>7,744 automatic payments were issued to households in receipt of Council Tax Reduction Scheme (CTRS) where their bank account details were already as obtained as part of the Cost-of-living Scheme (COLSS).</p> <p>Since 1<sup>st</sup> September 2022, 6,126 applications have been received, and of these 5,629 have been eligible and have received the payment. A total of 13,373 households have now received this payment resulting in Flintshire households benefiting from £2,674,600 so far.</p>									
	<b>End of Support Grants – Self Isolation Payment and Tenancy Hardship Payment Scheme</b>									
1.09	Welsh Government closed the two schemes earlier this financial year which means there is a continued risk of financial pressure on households who cannot work due to Covid-19 related illness.									
	<b>Welfare Support</b>									
1.10	<p>The number of residents needing support and advice to help manage finances continues to see a rise in demand especially in Q2 when comparing Q1 and Q2 figures for 2020-21-22 and 2022-23. Figures are shown in the chart below:</p> <div style="text-align: center;"> <table border="1"> <caption>Welfare Referrals Received 2021-23 (Q1&amp;Q2) comparison</caption> <thead> <tr> <th>Period</th> <th>Q1</th> <th>Q2</th> </tr> </thead> <tbody> <tr> <td>21-22</td> <td>~540</td> <td>~220</td> </tr> <tr> <td>22-23</td> <td>~420</td> <td>~350</td> </tr> </tbody> </table> </div>	Period	Q1	Q2	21-22	~540	~220	22-23	~420	~350
Period	Q1	Q2								
21-22	~540	~220								
22-23	~420	~350								

### Welfare support breakdown 2021-23 (Q1&Q2)



	Immediate Needs Foodbank	Immediate Needs DAF	Budgeting/Money Advice	Benefit Check/Maximise Income	Water Bills
■ 21-22	6	8	199	47	70
■ 22-23	13	14	118	44	23

The chart above shows that demand continues, and the area of growth can be seen for immediate needs items such as Foodbanks and Discretionary Assistance Fund.

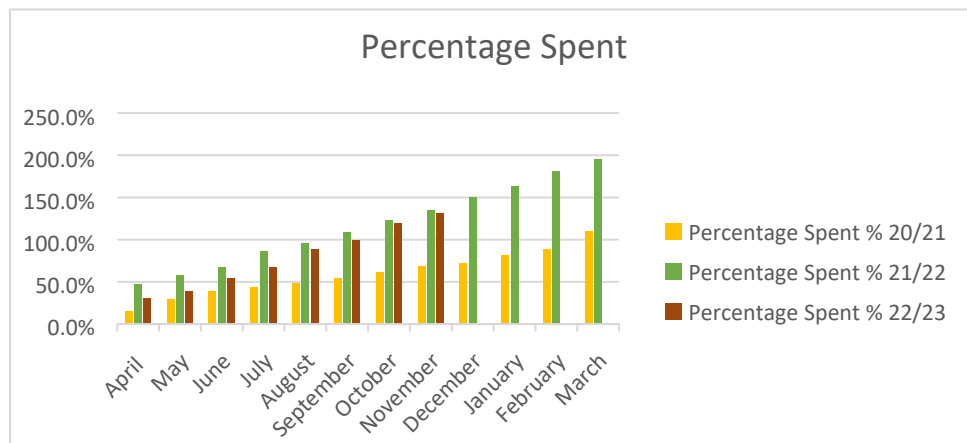
It is envisaged that with the ongoing cost of living crisis that this will continue to increase in demand.

### Discretionary Housing Payments (DHP's)

1.11

Discretionary Housing Payments (DHPs) are payments that may be made by the Council to people that are receiving Housing Benefit or Universal Credit (housing element), but who may still need further financial help with their housing costs.

The chart below shows the expenditure over the past three years. 2022/23 includes data up to November 2022. The expenditure shows continuing demand. However, it is important to note that the DHP expenditure provided by Government to the Council has reduced.

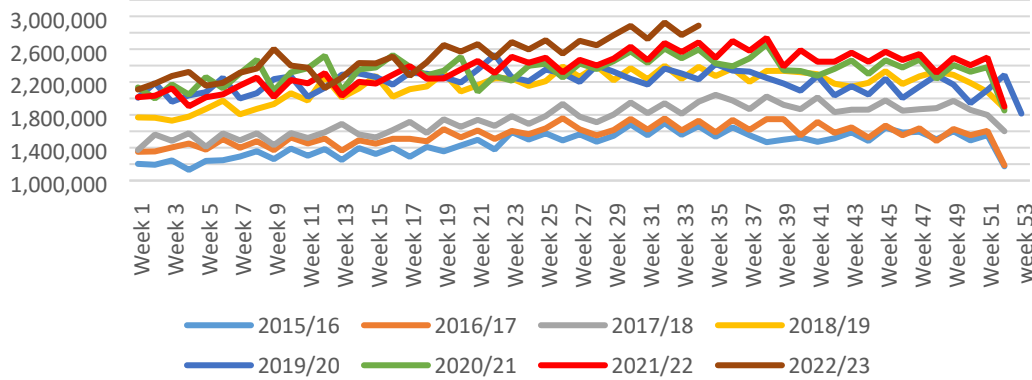


The chart shows that current expenditure continues to be a demand.

	<p>Bedroom Tax under-occupancy is still the most common reason for DHP applications which indicates that finding available suitable accommodation remains difficult for customers.</p> <p>Additionally, it reflects that there is an increasing number of people in need of support and assistance, so they can pay their rent.</p>
1.12	<p>During this financial quarter, the Welfare Response team commenced targeting support to households to help access benefits to help increase potential household income.</p> <p>75 households were identified who access Disabled Facilities grants and may receive Council Tax Reduction (CTR).</p> <p>Changes in the process have been made to ensure that more households are signposted to claim CTR earlier.</p> <p>41 cases identified where HB in payment and no CTR. Those potential customers have been written to with a response rate of:-</p> <ul style="list-style-type: none"> <li>• 48% return</li> <li>• 65% processed and granted</li> <li>• Total weekly saving equating to approx. £160.</li> </ul> <p>Further targeted work will be undertaken during 22/23.</p>
<b>EXPLANING THE LATEST POSITION OF RENT ARREARS</b>	
1.13	<p>Collection of rent continues to remain challenging with the rise in costs-of-living and the impacts on some tenant's ability to pay. Social tenants typically are less likely to have sufficient disposable income to cope with inflationary cost-of-living increases and this is having a direct impact on their ability to pay rent on time.</p>
1.14	<p>The Rent Income service has experienced increased workloads with the risk-based software reporting a 1.2% increase in cases where we need to contact tenants. Some tenants are paying what they can afford but this is not always covering full rent and is causing a delay in payment.</p> <p>We are continuing to signpost tenants with referrals to specialist teams across the Council, including the Supporting People and Welfare Response teams.</p>
1.15	<p>The table below illustrates the latest position along with previous year comparisons:</p>



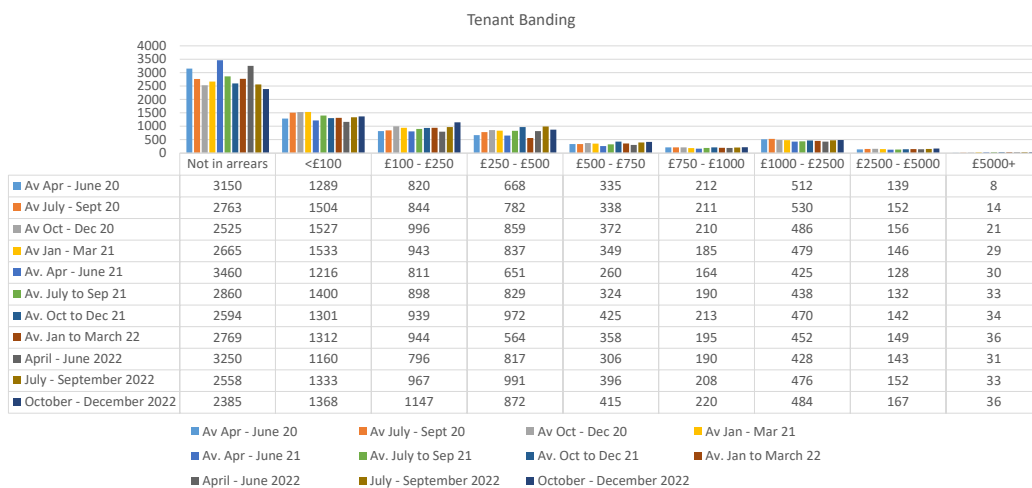
### Arrears Comparisons (2015/16 - 2022/23)



1.16 Banded arrears for 2022/23 is shown below. Tenants who owe less than £250 and are generally considered to be up to date with their payments and are excluded from the analysis.

Banded Arrears (£)	Apr - June 2022 (Quarter 1)		July - Sept 2022 (Quarter 2 and to date)	
	No. Tenants	Arrears (£)	No. Tenants	Arrears (£)
250 - 500	817	298,824	872	318,885
500 - 750	306	186,606	415	252,145
750 - 1,000	190	164,925	220	190,092
1,000 - 2,500	428	671,489	484	772,089
2,500 - 5,000	143	488,146	167	568,472
5000+	31	201,625	36	234,663
<b>Totals</b>	<b>1,915</b>	<b>2,011,615</b>	<b>2,194</b>	<b>2,336,346</b>

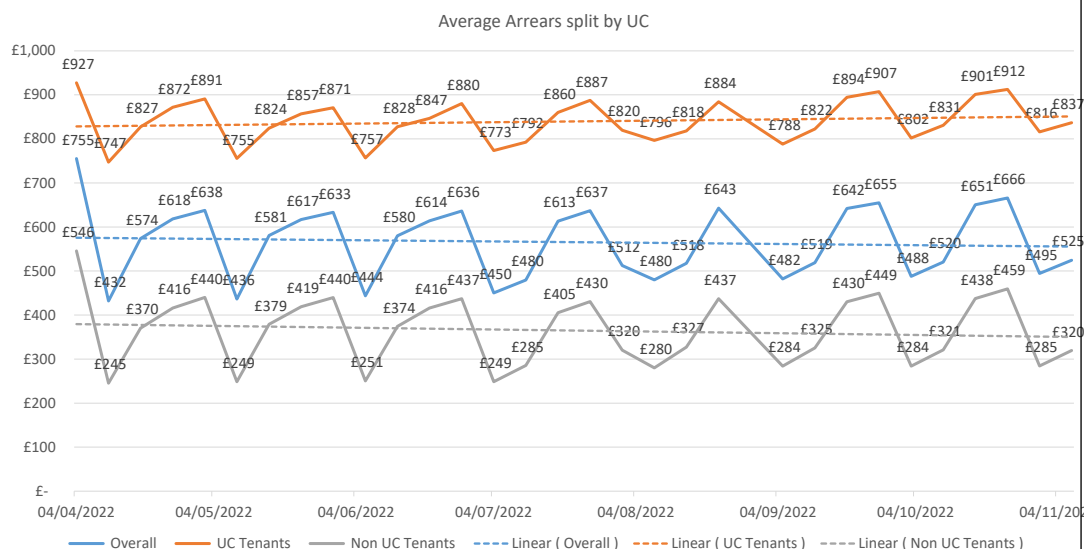
An additional analysis, showing the number of tenants in each banded arrear category from 2020 is set out below



1.17

The challenges for collection of rent from those tenants in receipt of universal credit continue to present a risk to the Council with more tenants migrating across to universal credit and the delays experienced with putting managed payment arrangement for some tenants where DWP deduct rent payments at source

To illustrate the impacts of universal credit tenants, below is a chart to compare the average arrears of tenants that are in receipt of universal credit in comparison to those who are not. This shows that typically tenants in receipt of universal credit have much higher levels of rent arrears.



1.18

The housing service continue to work collaboratively to discuss and support some of the more complex cases. Officers hold fortnightly panel meetings to discuss these tenants and work together through engagement and support to attempt to get positive outcomes.

As a result of this work there have been many positive outcomes both for the tenants and the Council with many tenants paying their arrears and now having the support, they need to maintain their ongoing rent payments.

1.19

In appropriate cases, when all other attempts of recovery and support have been taken, it is necessary to instigate court proceedings for non-payment of rent. There are still significant delays in the court following the pandemic and despite these delays there has been one eviction carried out to date.

Year	Number of Evictions for rent arrears
2022/23	1
2021/22	7
2020/21	0
2019/20	26
2018/19	30
2017/18	22
2016/17	19
2015/16	22

1.20	<p>As part of the Councils ongoing response and to mitigate the impacts on tenants and ensure the long-term financial stability of the Housing Revenue Account, in 2021 Audit Wales undertook a comprehensive review to assess the effectiveness of the Council in supporting tenants and the package of measures that have been put in place to maximise rent collection levels and minimise bad debts.</p> <p>The Audit Wales review acknowledged the proactive measures already taken by the Council in supporting tenants and stabilising rent collections during a period of unprecedented change, especially with the rollout of Universal Credit and the impacts of the pandemic.</p> <p>Audit Wales identified additional information that may assist with additional reporting information to scrutiny – this relates to former tenant arrears as well as amounts written off during the financial year.</p> <p>The table below lists the levels of arrears that have been written off in the last five financial years for various reasons including, insolvency, debt relief orders, tenants leaving the property without a forwarding addresses and tenants who have passed away leaving no estate or funds.</p> <table border="1" data-bbox="646 891 1082 1171"> <thead> <tr> <th>Year</th> <th>Value (£)</th> </tr> </thead> <tbody> <tr> <td>2018/19</td> <td>482,910</td> </tr> <tr> <td>2019/20</td> <td>624,478</td> </tr> <tr> <td>2020/21</td> <td>195,333</td> </tr> <tr> <td>2021/22</td> <td>288,898</td> </tr> <tr> <td>2022/23 to date</td> <td>195,912</td> </tr> <tr> <td>Total</td> <td>1,787,532</td> </tr> </tbody> </table> <p>When a tenant vacates, passes away or is evicted from a Council property then the rent they owe become former tenant arrears. The team continue to pursue these debts and some tenants have arrangements to pay in place to clear these arrears over a longer period.</p> <p>There is £131k currently outstanding for former tenant arrears.</p>	Year	Value (£)	2018/19	482,910	2019/20	624,478	2020/21	195,333	2021/22	288,898	2022/23 to date	195,912	Total	1,787,532
Year	Value (£)														
2018/19	482,910														
2019/20	624,478														
2020/21	195,333														
2021/22	288,898														
2022/23 to date	195,912														
Total	1,787,532														
<b>2.00</b>	<b>RESOURCE IMPLICATIONS</b>														
2.01	The continued deployment of the Mobyssoft ‘Rent Sense software, funded by the HRA, is necessary to control rent arrears and to ensure resources are targeted effectively.														
2.02	Each year, the HRA sets aside provision to meet the cost of write offs and there is currently adequate provision set aside for 2022-23 and within the 30-year business plan to fund write offs.														

<b>3.00</b>	<b>IMPACT ASSESSMENT AND RISK MANAGEMENT</b>
3.01	To ensure financial risks to the HRA are minimised as far as possible, rent arrears continue to be tracked on a weekly basis and cases are identified

	as quickly as possible to ensure targeted intervention if provided to those tenants at highest risk of non-payment.
<b>4.00</b>	<b>CONSULTATIONS REQUIRED/CARRIED OUT</b>
4.01	None.

<b>5.00</b>	<b>APPENDICES</b>
5.01	None.

<b>6.00</b>	<b>LIST OF ACCESSIBLE BACKGROUND DOCUMENTS</b>
6.01	<ul style="list-style-type: none"> <li>• Housing (Wales) Act 2014</li> <li>• Welfare Reform Act 2012</li> </ul>

<b>7.00</b>	<b>CONTACT OFFICERS DETAILS</b>
7.01	<p><b>Contact Officers:</b> David Barnes, Revenues Manager Jen Griffiths, Housing &amp; Benefits Manager</p> <p><b>Telephone:</b> 01352 703652 and 01352 702929</p> <p><b>E-mail:</b> <a href="mailto:david.barnes@flintshire.gov.uk">david.barnes@flintshire.gov.uk</a> <a href="mailto:Jen.griffiths@flintshire.gov.uk">Jen.griffiths@flintshire.gov.uk</a></p>

<b>8.00</b>	<b>GLOSSARY OF TERMS</b>
8.01	<p><b>Housing Revenue Account:</b> the Council is required to keep a HRA to record all income and expenditure relating to the provision of local authority housing. All rental income, including arrears, must be held with a ring fenced HRA account. This means that income can only be used for council housing purposes and not general expenditure. This also allows rental income to be invested locally to help improve and maintain council owned homes and build new council homes.</p> <p><b>Discretionary Housing Payment:</b> (DHP's) is a discretionary payment which can help towards housing costs and a person is entitled to Housing Benefit or the Housing Costs element of Universal Credit.</p> <p><b>Eligible Rent:</b> this is the amount of rent (net of any ineligible services) that a claim for housing benefit or universal credit is calculated from.</p> <p><b>Ineligible Services:</b> these are charges that may be included in rent that are not eligible for support through either housing benefit or universal credit. Such as: heating; lighting; hot water; meals.</p>

**Housing Benefit:** helps tenants pay all, or part of their rent if they have a low income. Housing Benefit is administered by Local Authorities.

**Registered Social Landlord:** (RSL) are not-for-profit organisations that aim to provide good, low-cost accommodation.

**Spare Bedroom:** in the context of the spare room subsidy (or bedroom tax) this is where there are more bedrooms in the property than the household need. For example, a single person living in a two-bedroom house would be deemed as having one “spare” bedroom.

**Universal Credit:** (UC) is an integrated means-tested benefit for people of working age whose income is below a specified minimum amount. UC can be claimed by working aged people in and out of employment.

**UC Managed Migration:** Managed migration describes the transfer of existing legacy benefit claims to Universal Credit, where there has not been a change of circumstances that has resulted in a ‘natural’ transfer to Universal Credit.

**Welfare Reforms:** changes introduced to a range of social security benefits and tax credits, which aim to ensure that the United Kingdom has an affordable benefit system.

Mae'r dudalen hon yn wag yn bwrpasol

# Eitem ar gyfer y Rhaglen 11

## EXERCISE OF DELEGATED POWERS - DECISIONS TAKEN REPORTED TO CABINET – 17.01.23

### Streetscene and Transportation

- **The Flintshire County Council – Wrexham Road, Fagl Lane and Stryt Isa, Hope – Proposed Prohibition of Waiting At Any Time**  
To Advise Members of the objections received following the advertisement of the proposed Prohibition of Waiting At Any Time on the roads listed above.
- **Street Works Fees and Charges for 2023/24**  
The fees and charges levied for various licences and applications issued within Street Works have been reviewed and the proposed charges for 2023/24 are set out in the delegated powers sheet. The CPIH 12 month rolling rate as of March 2022 was 6.2%. This has been used as the normative inflation index amount and applied to all applicable fees and charges to generate the 2022 fees and charges amount payable. In order to allow applicants to set budgets for the forthcoming financial year, Street Works charges will take effect from 1<sup>st</sup> April 2023.

Copies of the Delegated Powers reports are retained by the Team Leader – Committee Services and available to view on request by Members.

Mae'r dudalen hon yn wag yn bwrpasol



**FLINTSHIRE COUNTY COUNCIL FORWARD WORK PROGRAMME ITEMS  
COUNCIL, CABINET, AUDIT AND GOVERNANCE & SCRUTINY  
1 January 2023 TO 30 June 2023**

COMMITTEE	MEETING DATE	CHIEF OFFICER PORTFOLIO	AGENDA ITEM & PURPOSE OF REPORT	REPORT TYPE (Strategic or Operational) (Cabinet only)	PORTFOLIO (Cabinet only)
January					
Environment & Economy Overview & Scrutiny Committee Pudalen 157	10/01/23	Governance	<b>Forward Work Programme and Action Tracking</b> To consider the Forward Work Programme of the Environment & Economy Overview & Scrutiny Committee and to inform the Committee of progress against actions from previous meetings.	Operational	
Environment & Economy Overview & Scrutiny Committee	10/01/23	Streetscene and Transportation	<b>Waste Strategy</b> To review the Councils current Waste Strategy with the objective of achieving Welsh Government statutory recycling targets.	Strategic	Deputy Leader of the Council and Cabinet Member for Streetscene and the Regional Transport Strategy

Atodiad i'r Rhaglen

COMMITTEE	MEETING DATE	CHIEF OFFICER PORTFOLIO	AGENDA ITEM & PURPOSE OF REPORT	REPORT TYPE (Strategic or Operational) (Cabinet only)	PORTFOLIO (Cabinet only)
Environment & Economy Overview & Scrutiny Committee  Tudalen 158	10/01/23	Chief Executive's	<b>Council Plan 2022-23 Mid-Year Performance Reporting (EE OSC)</b> To review the levels of progress in the achievement of activities and performance levels identified in the Council Plan.	Operational	Cabinet Member for Climate Change and Economy, Cabinet Member for Planning, Public Health and Public Protection, Deputy Leader of the Council and Cabinet Member for Streetscene and the Regional Transport Strategy
Environment & Economy Overview & Scrutiny Committee	10/01/23	Planning, Environment and Economy	<b>North Wales Growth Deal – Quarter 2 Performance</b> To provide an update on the performance of the North Wales Economic Ambition Board and its activities.	Operational	Cabinet Member for Climate Change and Economy

COMMITTEE	MEETING DATE	CHIEF OFFICER PORTFOLIO	AGENDA ITEM & PURPOSE OF REPORT	REPORT TYPE (Strategic or Operational) (Cabinet only)	PORTFOLIO (Cabinet only)
Community & Housing Overview & Scrutiny Committee	11/01/23	Governance	<b>Forward Work Programme and Action Tracking</b> To consider the Forward Work Programme of the Community & Housing Overview & Scrutiny Committee and to inform the Committee of progress against actions from previous meetings.	Operational	
Community & Housing Overview & Scrutiny Committee	11/01/23	Chief Executive's	<b>Council Plan 2022-23 Mid-Year Performance Reporting (CHA OSC)</b> To review the levels of progress in the achievement of activities and performance levels identified in the Council Plan.	Operational	Cabinet Member for Housing and Regeneration
Community & Housing Overview & Scrutiny Committee	11/01/23	Housing and Communities	<b>Housing Rent Income and Welfare Response</b> To provide an update on the impacts of welfare reforms and the work that is ongoing to mitigate them.	Operational	Cabinet Member for Housing and Regeneration
Corporate Resources Overview & Scrutiny Committee	12/01/23	Overview and Scrutiny	<b>Action Tracking</b> To inform the Committee of progress against actions from previous meetings.	Operational	

COMMITTEE	MEETING DATE	CHIEF OFFICER PORTFOLIO	AGENDA ITEM & PURPOSE OF REPORT	REPORT TYPE (Strategic or Operational) (Cabinet only)	PORTFOLIO (Cabinet only)
Corporate Resources Overview & Scrutiny Committee	12/01/23	Overview and Scrutiny	<b>Forward Work Programme</b> To consider the Forward Work Programme of the Corporate Resources Overview & Scrutiny Committee.	Operational	
Corporate Resources Overview & Scrutiny Committee	12/01/23	Chief Executive's	<b>Medium Term Financial Strategy and Budget 2023/24 - Welsh Local Government Provisional Settlement</b> The purpose of the report is to 1) update on the key headlines and financial impacts of the Welsh Local Government Provisional Settlement 2) provide feedback from the series of specific Overview & Scrutiny Committees 3) update on changes and risks to the additional budget requirement for the 2023/24 financial year and 4) update on the work being undertaken on the range of budget solutions available to the Council in order to set a legal and balanced budget.	Strategic	Cabinet Member for Finance, Inclusion, Resilient Communities including Social Value and Procurement

Pwllfab 160

COMMITTEE	MEETING DATE	CHIEF OFFICER PORTFOLIO	AGENDA ITEM & PURPOSE OF REPORT	REPORT TYPE (Strategic or Operational) (Cabinet only)	PORTFOLIO (Cabinet only)
Corporate Resources Overview & Scrutiny Committee	12/01/23	Chief Executive's	<b>Mid-Year Performance Monitoring Report</b> To review the levels of progress in the achievement of activities and performance levels identified in the Council Plan.	Operational	Cabinet Member for Governance and Corporate Services including Health and Safety and Human Resources
Corporate Resources Overview & Scrutiny Committee Orkneydale 161	12/01/23	Social Services	<b>Social Value Progress Update</b> To provide Members with performance data on the social value generated in Flintshire for the reporting periods and a progress update on work undertaken and planned in relation to the broader social value work programme.	Operational	Cabinet Member for Finance, Inclusion, Resilient Communities including Social Value and Procurement
Corporate Resources Overview & Scrutiny Committee	12/01/23	Chief Executive's	<b>Revenue Budget Monitoring 2022/23 (Month 8)</b> To provide Members with the Revenue Budget Monitoring 2022/23 (Month 8) Report and Significant Variances.	Operational	Cabinet Member for Finance, Inclusion, Resilient Communities including Social Value and Procurement

COMMITTEE	MEETING DATE	CHIEF OFFICER PORTFOLIO	AGENDA ITEM & PURPOSE OF REPORT	REPORT TYPE (Strategic or Operational) (Cabinet only)	PORTFOLIO (Cabinet only)
Cabinet	17/01/23	Social Services	<p><b>Social Value Performance and Progress Update</b> To provide performance data on the social value generated in Flintshire for the reporting periods and a progress update on work undertaken and planned in relation to the broader social value work programme.</p>	Operational	Cabinet Member for Finance, Inclusion, Resilient Communities including Social Value and Procurement
Cabinet	17/01/23	Planning, Environment and Economy	<p><b>Adoption of the Flintshire Local Development Plan (LDP)</b> To seek approval for the adoption of the Flintshire Local Development Plan (LDP).</p>	Strategic	Cabinet Member for Planning, Public Health and Public Protection
Cabinet	17/01/23	Chief Executive's	<p><b>Revenue Budget Monitoring 2022/23 (Month 8)</b> This regular monthly report provides the latest revenue budget monitoring position for 2022/23 for the Council Fund and Housing Revenue Account. The position is based on actual income and expenditure as at Month 8, and projects forward to year-end.</p>	Operational	Cabinet Member for Finance, Inclusion, Resilient Communities including Social Value and Procurement

COMMITTEE	MEETING DATE	CHIEF OFFICER PORTFOLIO	AGENDA ITEM & PURPOSE OF REPORT	REPORT TYPE (Strategic or Operational) (Cabinet only)	PORTFOLIO (Cabinet only)
Cabinet	17/01/23	Streetscene and Transportation	<b>Waste Strategy Review</b> To review the Council's Current waste strategy with the objective of achieving Welsh Government statutory recycling targets.	Strategic	Deputy Leader of the Council and Cabinet Member for Streetscene and the Regional Transport Strategy
Cabinet	17/01/23	Chief Executive's	<b>Budget 2023/24 and the Welsh Local Government Provisional Settlement</b> To update on the budget estimate for 2023/24 and the implications of the Welsh Local Government Provisional Settlement which was received on 14 <sup>th</sup> December.	Strategic	Cabinet Member for Finance, Inclusion, Resilient Communities including Social Value and Procurement
Cabinet	17/01/23	Housing and Communities	<b>Housing Rent Income and Welfare Response</b> To provide an update on the impacts of welfare reforms and the work that is ongoing to mitigate them.	Operational	Cabinet Member for Housing and Regeneration

COMMITTEE	MEETING DATE	CHIEF OFFICER PORTFOLIO	AGENDA ITEM & PURPOSE OF REPORT	REPORT TYPE (Strategic or Operational) (Cabinet only)	PORTFOLIO (Cabinet only)
Cabinet	17/01/23	Chief Executive's	<b>Disposal of Phase 1 Expressway Industrial Park</b> To sell leasehold interest to freeholder.	Operational	Cabinet Member for Governance and Corporate Services including Health and Safety and Human Resources
Tudalen 164 Cabinet	17/01/23	Housing and Communities	<b>Housing Revenue Account (HRA) 30 year Financial Business Plan</b> To present, for recommendation to Council, the Housing Revenue Account (HRA) Budget for 2023/24, the HRA Business Plan and the summary 30 year Financial Business Plan.	Strategic	Cabinet Member for Finance, Inclusion, Resilient Communities including Social Value and Procurement, Cabinet Member for Housing and Regeneration
Social & Health Care Overview & Scrutiny Committee	19/01/23	Governance	<b>Forward Work Programme and Action Tracking</b> To consider the Forward Work Programme of the Social & Health Care Overview & Scrutiny Committee and to inform the Committee of progress against actions from previous meetings.	Operational	



COMMITTEE	MEETING DATE	CHIEF OFFICER PORTFOLIO	AGENDA ITEM & PURPOSE OF REPORT	REPORT TYPE (Strategic or Operational) (Cabinet only)	PORTFOLIO (Cabinet only)
Social & Health Care Overview & Scrutiny Committee	19/01/23	Social Services	<b>Safeguarding</b> To update Members on Adults and Children's Safeguarding.	Operational	Deputy Leader of the Council and Cabinet Member for Social Services and Wellbeing
Social & Health Care Overview & Scrutiny Committee	19/01/23	Social Services	<b>Council Plan 2022-23 Mid-Year Performance Reporting</b> To review the levels of progress in the achievement of activities and performance levels identified in the Council Plan.	Operational	Deputy Leader of the Council and Cabinet Member for Social Services and Wellbeing
Flintshire County Council	24/01/23	Chief Executive's	<b>Treasury Management Mid-Year Review 2022/23</b> To present to Members the draft Treasury Management Mid-Year Review for 2022/23		
Flintshire County Council	24/01/23	Housing and Communities	<b>Housing Revenue Account (HRA) 30 year Financial Business Plan</b> To present the Housing Revenue Account (HRA) Budget for 2023/24, the HRA Business Plan and the summary 30 year Financial Business Plan.		

COMMITTEE	MEETING DATE	CHIEF OFFICER PORTFOLIO	AGENDA ITEM & PURPOSE OF REPORT	REPORT TYPE (Strategic or Operational) (Cabinet only)	PORTFOLIO (Cabinet only)
Flintshire County Council	24/01/23	Governance	<b>Governance and Audit Committee Annual Report</b> To approve the Governance and Audit Committee Annual Report 2021/22		
Flintshire County Council Tudalen 166	24/01/23	Governance	<b>Adoption of the Model Ordinary Language Guide to the Constitution and updates made to the National Model Constitution.</b> To recommend adoption of the ordinary language guide and updated Constitution, following the work undertaken by the working group.		
Flintshire County Council	24/01/23	Finance	<b>Financial Procedure Rules</b> To approve the Financial Procedure Rules.		

COMMITTEE	MEETING DATE	CHIEF OFFICER PORTFOLIO	AGENDA ITEM & PURPOSE OF REPORT	REPORT TYPE (Strategic or Operational) (Cabinet only)	PORTFOLIO (Cabinet only)
Flintshire County Council	24/01/23	Planning, Environment and Economy	<p><b>Adoption of Skin Piercing Byelaws</b></p> <p>To recommend the adoption of Model Byelaws (as drafted by Welsh Government) in relation to skin piercing. These are in accordance with provisions of the Local Government (Miscellaneous Provisions) Act 1982, Part VIII, sections 14 and 17.</p>		
Flintshire County Council Tŷ Ddalen 167	24/01/23	Planning, Environment and Economy	<p><b>Adoption of the Flintshire Local Development Plan (LDP).</b></p> <p>To seek Members approval for the adoption of the Flintshire Local Development Plan (LDP)</p>		
Flintshire County Council	24/01/23	Chief Executive's	<p><b>Capital Strategy including Prudential Indicators 2023/24 – 2025/26</b></p> <p>To present the Capital Strategy 2023/24 – 2025/26 for approval</p>		

COMMITTEE	MEETING DATE	CHIEF OFFICER PORTFOLIO	AGENDA ITEM & PURPOSE OF REPORT	REPORT TYPE (Strategic or Operational) (Cabinet only)	PORTFOLIO (Cabinet only)
Flintshire County Council	24/01/23	Chief Executive's	<b>Capital Programme 2023/24 – 2025/26</b> To present the Capital Programme 2023/24 – 2025/26 for approval		
Governance and Audit Committee  Tudalen 168	25/01/23	Governance	<b>Public Services Ombudsman for Wales Annual Letter 2021-22 and Complaints made against Flintshire County Council during the first half of 2022-23</b> To share the Public Services Ombudsman for Wales Annual Letter 2021-22. The report also provides an overview of complaints received by each portfolio of the Council between the period 1 April - 30 September 2022.	All Report Types	Cabinet Member for Governance and Corporate Services including Health and Safety and Human Resources
Governance and Audit Committee	25/01/23	Planning, Environment and Economy	<b>Climate Change Strategy</b> To report on progress with the Climate Change Strategy for 2022-2030.	Operational	Cabinet Member for Climate Change and Economy

COMMITTEE	MEETING DATE	CHIEF OFFICER PORTFOLIO	AGENDA ITEM & PURPOSE OF REPORT	REPORT TYPE (Strategic or Operational) (Cabinet only)	PORTFOLIO (Cabinet only)
Governance and Audit Committee	25/01/23	Governance	<b>Internal Audit Progress Report</b> To present to the Committee an update on the progress of the Internal Audit Department.	All Report Types	Cabinet Member for Governance and Corporate Services including Health and Safety and Human Resources
Governance and Audit Committee	25/01/23	Governance	<b>Forward Work Programme</b> To consider the Forward Work Programme of the Internal Audit Department.	All Report Types	Cabinet Member for Governance and Corporate Services including Health and Safety and Human Resources
Governance and Audit Committee	25/01/23	Governance	<b>Governance and Audit Committee Action Tracking</b> To inform the Committee of the actions resulting from points raised at previous Governance and Audit Committee meetings.	All Report Types	Cabinet Member for Governance and Corporate Services including Health and Safety and Human Resources

COMMITTEE	MEETING DATE	CHIEF OFFICER PORTFOLIO	AGENDA ITEM & PURPOSE OF REPORT	REPORT TYPE (Strategic or Operational) (Cabinet only)	PORTFOLIO (Cabinet only)
Governance and Audit Committee	25/01/23	Governance	<b>Risk Management Update</b> To be assured that the updated risk management framework is comprehensive and functional.	All Report Types	Cabinet Member for Governance and Corporate Services including Health and Safety and Human Resources
Governance and Audit Committee Tuddalen 170	25/01/23	Governance	<b>Annual Governance Statement 2021/22 Mid-year Progress Report</b> To provide the Governance and Audit Committee with an update of the progress made against managing the issues identified within the 2021/22 Annual Governance Statement.	All Report Types	Cabinet Member for Governance and Corporate Services including Health and Safety and Human Resources
Governance and Audit Committee	25/01/23	Governance	<b>Internal Audit Charter</b> To outline to Members the updated Internal Audit Charter.	All Report Types	Cabinet Member for Governance and Corporate Services including Health and Safety and Human Resources

COMMITTEE	MEETING DATE	CHIEF OFFICER PORTFOLIO	AGENDA ITEM & PURPOSE OF REPORT	REPORT TYPE (Strategic or Operational) (Cabinet only)	PORTFOLIO (Cabinet only)
Governance and Audit Committee	25/01/23	Governance	<b>Code of Corporate Governance</b> To endorse the review of the Code of Corporate Governance.	All Report Types	Cabinet Member for Governance and Corporate Services including Health and Safety and Human Resources
Governance and Audit Committee  Tudalen 171	25/01/23	Chief Executive's	<b>Treasury Management 2023/24 Strategy and Q3 Update 2022/23</b> (1) To present to Members the draft Treasury Management Strategy 2023/24 for comments and recommendations for approval to Cabinet (2) To provide an update on matters relating to the Council's Treasury Management Policy, Strategy and Practices to the end December 2022.	Operational	

COMMITTEE	MEETING DATE	CHIEF OFFICER PORTFOLIO	AGENDA ITEM & PURPOSE OF REPORT	REPORT TYPE (Strategic or Operational) (Cabinet only)	PORTFOLIO (Cabinet only)
Governance and Audit Committee	25/01/23	Governance	<b>Governance &amp; Audit Committee Self-Assessment</b> To present the results of the Committee's self-assessment which will feed into the preparation of the Annual Governance Statement. It will also form the basis for the provision of any further training required by the Committee.	All Report Types	
February					
Education, Youth & Culture Overview & Scrutiny Committee	2/02/23	Overview and Scrutiny	<b>Forward Work Programme and Action Tracking (EY&amp;C OSC)</b> To consider the Forward Work Programme of the Education, Youth & Culture Overview & Scrutiny Committee and to inform the Committee of progress against actions from previous meetings.	Operational	

Tudalen 172



COMMITTEE	MEETING DATE	CHIEF OFFICER PORTFOLIO	AGENDA ITEM & PURPOSE OF REPORT	REPORT TYPE (Strategic or Operational) (Cabinet only)	PORTFOLIO (Cabinet only)
Education, Youth & Culture Overview & Scrutiny Committee	2/02/23	Education and Youth	<b>Music Service Theatr Clwyd</b> To provide the Committee with information on the Music Service, including numbers of learners.	Operational	Leader of the Council and Cabinet Member for Education, Welsh Language, Culture and Leisure
Education, Youth & Culture Overview & Scrutiny Committee	2/02/23	Chief Executive's	<b>Council Plan 2022-23 Mid-Year Performance Reporting (EYC OSC)</b> To review the levels of progress in the achievement of activities and performance levels identified in the Council Plan.	Operational	Leader of the Council and Cabinet Member for Education, Welsh Language, Culture and Leisure
Environment & Economy Overview & Scrutiny Committee	7/02/23	Overview and Scrutiny	<b>Forward Work Programme and Action Tracking (E&amp;E OSC)</b> To consider the Forward Work Programme of the Environment & Economy Overview & Scrutiny Committee and to inform the Committee of progress against actions from previous meetings.	Operational	

Tudalen 173

173

COMMITTEE	MEETING DATE	CHIEF OFFICER PORTFOLIO	AGENDA ITEM & PURPOSE OF REPORT	REPORT TYPE (Strategic or Operational) (Cabinet only)	PORTFOLIO (Cabinet only)
Environment & Economy Overview & Scrutiny Committee	7/02/23	Planning, Environment and Economy	<b>Wepre Park Management plan</b> To present and agree the new Wepre Park management plan.	Operational	Cabinet Member for Climate Change and Economy
Environment & Economy Overview & Scrutiny Committee	7/02/23	Planning, Environment and Economy	<b>Woodland Strategy (Urban Tree &amp; Woodland Plan and Flintshire Forest)</b> To provide an update on delivering the Urban Tree and Woodland Plan and to seek members views on developing a Flintshire Forest	Operational	Cabinet Member for Climate Change and Economy
Environment & Economy Overview & Scrutiny Committee	7/02/23	Planning, Environment and Economy	<b>Climate Change Programme Progress Report</b> To provide an update on progress within the climate change programme.	Strategic	Cabinet Member for Climate Change and Economy
Environment & Economy Overview & Scrutiny Committee	7/02/23	Planning, Environment and Economy	<b>Memorials/Legacy in the Countryside Policy</b> To agree a new policy to deal with memorials and legacy requests within greenspaces and the countryside.	Operational	Cabinet Member for Climate Change and Economy

COMMITTEE	MEETING DATE	CHIEF OFFICER PORTFOLIO	AGENDA ITEM & PURPOSE OF REPORT	REPORT TYPE (Strategic or Operational) (Cabinet only)	PORTFOLIO (Cabinet only)
Community & Housing Overview & Scrutiny Committee	8/02/23	Overview and Scrutiny	<b>Forward Work Programme and Action Tracking</b> To consider the Forward Work Programme of the Community & Housing Overview & Scrutiny Committee and to inform the Committee of progress against actions from previous meetings.	Operational	
Community & Housing Overview Scrutiny Committee	8/02/23	Housing and Communities	<b>Sheltered Housing Review</b> To provide an update to the Committee following the Sheltered Housing review.	Operational	Cabinet Member for Housing and Regeneration
Community & Housing Overview & Scrutiny Committee	8/02/23	Housing and Communities	<b>Garage Sites</b> To provide an update on work being carried out at Garage sites across the County.	Operational	Cabinet Member for Housing and Regeneration
Community & Housing Overview & Scrutiny Committee	8/02/23	Housing and Communities	<b>Housing Support Grant Update</b> To provide an update on the Housing Support Grant.	Operational	Cabinet Member for Housing and Regeneration

<b>COMMITTEE</b>	<b>MEETING DATE</b>	<b>CHIEF OFFICER PORTFOLIO</b>	<b>AGENDA ITEM &amp; PURPOSE OF REPORT</b>	<b>REPORT TYPE (Strategic or Operational) (Cabinet only)</b>	<b>PORTFOLIO (Cabinet only)</b>
Community & Housing Overview & Scrutiny Committee	8/02/23	Housing and Communities	<b>The Common Housing Register</b> To provide an update on the Common Housing Register and outcome of the customer satisfaction survey.	Operational	Cabinet Member for Housing and Regeneration
Community & Housing Overview & Scrutiny Committee	8/02/23	Housing and Communities	<b>NEW Homes Business Plan</b> To consider the NEW Homes Business Plan.	Operational	Cabinet Member for Housing and Regeneration
Community & Housing Overview & Scrutiny Committee	8/02/23	Housing and Communities	<b>Customer Involvement Strategy</b> To introduce the new draft Tenant Engagement Strategy.	Operational	Cabinet Member for Housing and Regeneration
Corporate Resources Overview & Scrutiny Committee	9/02/23	Overview and Scrutiny	<b>Action Tracking (CROSC)</b> To inform the Committee of progress against actions from previous meetings.	Operational	
Corporate Resources Overview & Scrutiny Committee	9/02/23	Overview and Scrutiny	<b>Forward Work Programme (CROSC)</b> To consider the Forward Work Programme of the Corporate Resources Overview & Scrutiny Committee.	Operational	

FOCAL POINT

COMMITTEE	MEETING DATE	CHIEF OFFICER PORTFOLIO	AGENDA ITEM & PURPOSE OF REPORT	REPORT TYPE (Strategic or Operational) (Cabinet only)	PORTFOLIO (Cabinet only)
Corporate Resources Overview & Scrutiny Committee	9/02/23	Social Services	<b>Joint Funded Care Packages</b> To share a verbal update on the current situation on the long term debt with the Betsi Cadwaladr University Health Board since the last report was received.	Operational	Deputy Leader of the Council and Cabinet Member for Social Services and Wellbeing
Corporate Resources Overview & Scrutiny Committee	9/02/23	Chief Executive's	<b>Delivering public services through outsourcing or shared services</b> To explore the benefits and limitations of outsourcing and/or creating shared services as a means to deliver Council services - as requested at the July meeting of the Corporate Resources Overview and Scrutiny Committee.	Operational	Cabinet Member for Finance, Inclusion, Resilient Communities including Social Value and Procurement
Cabinet	14/02/23	Chief Executive's	<b>Capital Programme Monitoring 2022/23 (Month 9)</b> To present the Month 9 Capital Programme information for 2022/23	Operational	Cabinet Member for Finance, Inclusion, Resilient Communities including Social Value and Procurement

COMMITTEE	MEETING DATE	CHIEF OFFICER PORTFOLIO	AGENDA ITEM & PURPOSE OF REPORT	REPORT TYPE (Strategic or Operational) (Cabinet only)	PORTFOLIO (Cabinet only)
Cabinet	14/02/23	Chief Executive's	<b>Delivering public services through outsourcing or shared services</b> To explore the benefits and limitations of outsourcing and/or creating shared services as a means to deliver Council services	Operational	Cabinet Member for Finance, Inclusion, Resilient Communities including Social Value and Procurement
Tudalen 178 Cabinet	14/02/23	Planning, Environment and Economy	<b>Wepre Park Management plan</b> To present and agree the new Wepre Park management plan.	Operational	Cabinet Member for Climate Change and Economy
Cabinet	14/02/23	Planning, Environment and Economy	<b>Climate Change Programme Progress Report</b> Adroddiad ar Gynnydd y Rhaglen Newid yn yr Hinsawdd	Strategic	Cabinet Member for Climate Change and Economy
Cabinet	14/02/23	Planning, Environment and Economy	<b>Memorials/Legacy in the Countryside Policy</b> To agree a new policy to deal with memorials and legacy requests within greenspaces and the countryside.	Operational	Cabinet Member for Climate Change and Economy

COMMITTEE	MEETING DATE	CHIEF OFFICER PORTFOLIO	AGENDA ITEM & PURPOSE OF REPORT	REPORT TYPE (Strategic or Operational) (Cabinet only)	PORTFOLIO (Cabinet only)
Cabinet	14/02/23	Governance	<b>Joint Procurement Service Annual Report 2021/22</b> To receive a performance update report on the Joint Procurement Service with Denbighshire County Council.	Operational	Cabinet Member for Governance and Corporate Services including Health and Safety and Human Resources
Flintshire County Council	23/02/23	Governance	<b>Council Tax Setting for 2023/24</b> To set the Council Tax charges for 2023-24 as part of the Councils wider budget strategy.		
Tudalen 179 March					
Social & Health Care Overview & Scrutiny Committee	2/03/23	Overview and Scrutiny	<b>Forward Work Programme and Action Tracking (S&amp;HC OSC)</b> To consider the Forward Work Programme of the Social & Health Care Overview & Scrutiny Committee and to inform the Committee of progress against actions from previous meetings.	Operational	

COMMITTEE	MEETING DATE	CHIEF OFFICER PORTFOLIO	AGENDA ITEM & PURPOSE OF REPORT	REPORT TYPE (Strategic or Operational) (Cabinet only)	PORTFOLIO (Cabinet only)
Environment & Economy Overview & Scrutiny Committee  Tudalen 180	7/03/23	Overview and Scrutiny	<b>Forward Work Programme and Action Tracking (E&amp;E OSC)</b> To consider the Forward Work Programme of the Environment & Economy Overview & Scrutiny Committee and to inform the Committee of progress against actions from previous meetings.	Operational	
Environment & Economy Overview Scrutiny Committee	7/03/23	Streetscene and Transportation	<b>Local Toilet Strategy</b> The advise Scrutiny that the next statutory formal review point for our Local Toilet Strategy is required to follow the local government elections that were held in May 2022, and we now have one year from the date of the elections to review, revise, consult upon and publish updated strategies for our local area. This report sets out the approach being taken and the timescales of the review. This revised Local Toilet Strategy will be presented in March 2023.	Strategic	Deputy Leader of the Council and Cabinet Member for Streetscene and the Regional Transport Strategy



COMMITTEE	MEETING DATE	CHIEF OFFICER PORTFOLIO	AGENDA ITEM & PURPOSE OF REPORT	REPORT TYPE (Strategic or Operational) (Cabinet only)	PORTFOLIO (Cabinet only)
Environment & Economy Overview & Scrutiny Committee	7/03/23	Streetscene and Transportation	<b>Grass Cutting Policy</b> To advise Scrutiny of the revised Grass Cutting Policy.	Strategic	Deputy Leader of the Council and Cabinet Member for Streetscene and the Regional Transport Strategy
Environment & Economy Overview & Scrutiny Committee Tudalen 181	7/03/23	Streetscene and Transportation	<b>Streetscene Standards</b> The Streetscene Standards have not been reviewed since 2019. This reports reviews the existing standards and recommend amendments to ensure that the service continues to delivers to the needs and expectations of the public.	Operational	Deputy Leader of the Council and Cabinet Member for Streetscene and the Regional Transport Strategy
Community & Housing Overview & Scrutiny Committee	8/03/23	Overview and Scrutiny	<b>Forward Work Programme and Action Tracking</b> To consider the Forward Work Programme of the Community & Housing Overview & Scrutiny Committee and to inform the Committee of progress against actions from previous meetings.	Operational	

<b>COMMITTEE</b>	<b>MEETING DATE</b>	<b>CHIEF OFFICER PORTFOLIO</b>	<b>AGENDA ITEM &amp; PURPOSE OF REPORT</b>	<b>REPORT TYPE (Strategic or Operational) (Cabinet only)</b>	<b>PORTFOLIO (Cabinet only)</b>
Community & Housing Overview & Scrutiny Committee	8/03/23	Housing and Communities	<b>Dynamic Resource Scheduler (DRS) System Update</b> To provide an update following implementation of the DRS System.	Operational	Cabinet Member for Housing and Regeneration
Corporate Resources Overview & Scrutiny Committee	9/03/23	Overview and Scrutiny	<b>Action Tracking (CROSC)</b> To inform the Committee of progress against actions from previous meetings.	Operational	
Corporate Resources Overview & Scrutiny Committee	9/03/23	Overview and Scrutiny	<b>Forward Work Programme (CROSC)</b> To consider the Forward Work Programme of the Corporate Resources Overview & Scrutiny Committee.	Operational	
Corporate Resources Overview & Scrutiny Committee	9/03/23	Governance	<b>Joint Procurement Service Annual Report 2021/22</b> To receive a performance update report on the Joint Procurement Service with Denbighshire County Council.	Operational	

COMMITTEE	MEETING DATE	CHIEF OFFICER PORTFOLIO	AGENDA ITEM & PURPOSE OF REPORT	REPORT TYPE (Strategic or Operational) (Cabinet only)	PORTFOLIO (Cabinet only)
Education, Youth & Culture Overview & Scrutiny Committee	23/03/23	Overview and Scrutiny	<p><b>Forward Work Programme and Action Tracking (EY&amp;C OSC)</b></p> <p>To consider the Forward Work Programme of the Education, Youth &amp; Culture Overview &amp; Scrutiny Committee and to inform the Committee of progress against actions from previous meetings.</p>	Operational	
Education, Youth & Culture Overview & Scrutiny Committee	23/03/23	Education and Youth	<p><b>Anti-racist Wales Action Plan</b></p> <p>To outline how the Council is meeting the requirements of the Welsh Government Anti-racist Wales Action Plan in line with the development of the new Curriculum for Wales.</p>	Operational	Leader of the Council and Cabinet Member for Education, Welsh Language, Culture and Leisure
April					

Tudalen 183

COMMITTEE	MEETING DATE	CHIEF OFFICER PORTFOLIO	AGENDA ITEM & PURPOSE OF REPORT	REPORT TYPE (Strategic or Operational) (Cabinet only)	PORTFOLIO (Cabinet only)
Environment & Economy Overview & Scrutiny Committee  Tudalen 184	18/04/23	Overview and Scrutiny	<b>Forward Work Programme and Action Tracking (E&amp;E OSC)</b> To consider the Forward Work Programme of the Environment & Economy Overview & Scrutiny Committee and to inform the Committee of progress against actions from previous meetings.	Operational	
Environment & Economy Overview Scrutiny Committee  Tudalen 184	18/04/23	Planning, Environment and Economy	<b>Housing regeneration grants and loans policy</b> to ask the Scrutiny Committee to review the draft refreshed Housing Regeneration Grants and Loans Policy and to recommend approval to Cabinet.	Operational	Cabinet Member for Climate Change and Economy
Community & Housing Overview & Scrutiny Committee	19/04/23	Overview and Scrutiny	<b>Forward Work Programme and Action Tracking</b> To consider the Forward Work Programme of the Community & Housing Overview & Scrutiny Committee and to inform the Committee of progress against actions from previous meetings.	Operational	

COMMITTEE	MEETING DATE	CHIEF OFFICER PORTFOLIO	AGENDA ITEM & PURPOSE OF REPORT	REPORT TYPE (Strategic or Operational) (Cabinet only)	PORTFOLIO (Cabinet only)
Community & Housing Overview & Scrutiny Committee	19/04/23	Housing and Communities	<b>Temporary Accommodation Audit Update</b> To provide a progress report on the action plan for service improvement following the audit of the Temporary Accommodation.	Operational	Cabinet Member for Housing and Regeneration
Corporate Resources Overview & Scrutiny Committee	20/04/23	Overview and Scrutiny	<b>Forward Work Programme (CROSC)</b> To consider the Forward Work Programme of the Corporate Resources Overview & Scrutiny Committee.	Operational	
Corporate Resources Overview & Scrutiny Committee	20/04/23	Chief Executive's	<b>Employment and Workforce End of Year Update</b> To present end of year workforce statistics and their analysis.	Operational	Deputy Leader of the Council and Cabinet Member for Streetscene and the Regional Transport Strategy
Corporate Resources Overview & Scrutiny Committee	20/04/23	Overview and Scrutiny	<b>Action Tracking (CROSC)</b> To inform the Committee of progress against actions from previous meetings.	Operational	

COMMITTEE	MEETING DATE	CHIEF OFFICER PORTFOLIO	AGENDA ITEM & PURPOSE OF REPORT	REPORT TYPE (Strategic or Operational) (Cabinet only)	PORTFOLIO (Cabinet only)
Social & Health Care Overview & Scrutiny Committee	20/04/23	Overview and Scrutiny	<b>Forward Work Programme and Action Tracking (S&amp;HC OSC)</b> To consider the Forward Work Programme of the Social & Health Care Overview & Scrutiny Committee and to inform the Committee of progress against actions from previous meetings.	Operational	
Cabinet	25/04/23	Planning, Environment and Economy	<b>Housing Regeneration Grants and Loans Policy</b> To ask Cabinet to review and approve the draft refreshed Housing Regeneration Grants and Loans Policy.	Operational	Cabinet Member for Climate Change and Economy
Cabinet	25/04/23	Social Services	<b>Maes Gwern</b> To provide an update on progress at the new Maes Gwern development in Mold.	Operational	Deputy Leader of the Council and Cabinet Member for Social Services and Wellbeing
May					

Tudalen 186

COMMITTEE	MEETING DATE	CHIEF OFFICER PORTFOLIO	AGENDA ITEM & PURPOSE OF REPORT	REPORT TYPE (Strategic or Operational) (Cabinet only)	PORTFOLIO (Cabinet only)
Education, Youth & Culture Overview & Scrutiny Committee	11/05/23	Overview and Scrutiny	<p><b>Forward Work Programme and Action Tracking (EY&amp;C OSC)</b></p> <p>To consider the Forward Work Programme of the Education, Youth &amp; Culture Overview &amp; Scrutiny Committee and to inform the Committee of progress against actions from previous meetings.</p>	Operational	
Environment & Economy Overview Scrutiny Committee Tuedden 187	16/05/23	Overview and Scrutiny	<p><b>Forward Work Programme and Action Tracking (E&amp;E OSC)</b></p> <p>To consider the Forward Work Programme of the Environment &amp; Economy Overview &amp; Scrutiny Committee and to inform the Committee of progress against actions from previous meetings.</p>	Operational	

COMMITTEE	MEETING DATE	CHIEF OFFICER PORTFOLIO	AGENDA ITEM & PURPOSE OF REPORT	REPORT TYPE (Strategic or Operational) (Cabinet only)	PORTFOLIO (Cabinet only)
Community & Housing Overview & Scrutiny Committee	17/05/23	Overview and Scrutiny	<b>Forward Work Programme and Action Tracking (C&amp;H OSC)</b> To consider the Forward Work Programme of the Community & Housing Overview & Scrutiny Committee and to inform the Committee of progress against actions from previous meetings.	Operational	
Corporate Resources Overview & Scrutiny Committee	18/05/23	Overview and Scrutiny	<b>Forward Work Programme (CROSC)</b> To consider the Forward Work Programme of the Corporate Resources Overview & Scrutiny Committee.	Operational	
Corporate Resources Overview & Scrutiny Committee	18/05/23	Overview and Scrutiny	<b>Action Tracking (CROSC)</b> To inform the Committee of progress against actions from previous meetings.	Operational	

Tudor  
18/05/23



COMMITTEE	MEETING DATE	CHIEF OFFICER PORTFOLIO	AGENDA ITEM & PURPOSE OF REPORT	REPORT TYPE (Strategic or Operational) (Cabinet only)	PORTFOLIO (Cabinet only)
Cabinet	23/05/23	Governance	<b>Flintshire Connects Annual Report</b> To provide an update on current service delivery and developments within Flintshire Connects Centres.	Operational	Cabinet Member for Governance and Corporate Services including Health and Safety and Human Resources
June					
Social & Health Care Overview & Scrutiny Committee 189	8/06/23	Overview and Scrutiny	<b>Forward Work Programme and Action Tracking (S&amp;HC OSC)</b> To consider the Forward Work Programme of the Social & Health Care Overview & Scrutiny Committee and to inform the Committee of progress against actions from previous meetings.	Operational	

COMMITTEE	MEETING DATE	CHIEF OFFICER PORTFOLIO	AGENDA ITEM & PURPOSE OF REPORT	REPORT TYPE (Strategic or Operational) (Cabinet only)	PORTFOLIO (Cabinet only)
Environment & Economy Overview & Scrutiny Committee  Tudalen 190	13/06/23	Overview and Scrutiny	<b>Forward Work Programme and Action Tracking (E&amp;E OSC)</b> To consider the Forward Work Programme of the Environment & Economy Overview & Scrutiny Committee and to inform the Committee of progress against actions from previous meetings.	Operational	
Community & Housing Overview Scrutiny Committee  Tudalen 190	14/06/23	Overview and Scrutiny	<b>Forward Work Programme and Action Tracking (C&amp;H OSC)</b> To consider the Forward Work Programme of the Community & Housing Overview & Scrutiny Committee and to inform the Committee of progress against actions from previous meetings.	Operational	
Corporate Resources Overview & Scrutiny Committee	15/06/23	Overview and Scrutiny	<b>Action Tracking (CROSC)</b> To inform the Committee of progress against actions from previous meetings.	Operational	

COMMITTEE	MEETING DATE	CHIEF OFFICER PORTFOLIO	AGENDA ITEM & PURPOSE OF REPORT	REPORT TYPE (Strategic or Operational) (Cabinet only)	PORTFOLIO (Cabinet only)
Corporate Resources Overview & Scrutiny Committee	15/06/23	Overview and Scrutiny	<b>Forward Work Programme (CROSC)</b> To consider the Forward Work Programme of the Corporate Resources Overview & Scrutiny Committee.	Operational	

Mae'r dudalen hon yn wag yn bwrpasol

# Eitem ar gyfer y Rhaglen 12

Yn rhinwedd paragraff(au) 14 of Part 4 of Schedule 12A  
o Ddeddf Llywodraeth Leol 1972.

Dogfen Gyfyngedig - Ni ddylid ei chyhoeddi

Mae'r dudalen hon yn wag yn bwrpasol

Yn rhinwedd paragraff(au) 14 of Part 4 of Schedule 12A  
o Ddeddf Llywodraeth Leol 1972.

Dogfen Gyfyngedig - Ni ddylid ei chyhoeddi

Mae'r dudalen hon yn wag yn bwrpasol